



FOREVER REDWOOD

From the Forest, For the Forest since 1995

866.332.2403 (TOLL FREE); 7am – 7pm Pacific Time, Monday-Saturday

TRADITIONAL WOODEN STORAGE BENCH



CONTENT

I.	DESCRIPTION	2
II.	SPECIFICATIONS	3
A.	Dimensions & Drawings	3
B.	Custom Pistons	4
C.	Ventilation Holes.....	5
D.	Single or Split Seat	5
E.	Base or Cater Options.....	6
F.	Custom Cushions.....	8
G.	Engraving or Plaque Requests.....	9
H.	Finish Options	12
III.	ASSEMBLY & CARE.....	16
IV.	MATERIALS	17
V.	WARRANTY	18
VI.	SHIPPING.....	18

I. DESCRIPTION

The standard seat on this Wooden Storage Bench is made up of a single flap that opens from front to back, much like a chest. However, you can custom order yours with split seat options, multiple flaps, a parquet cover, and a large, comfortable cushion for sitting. However, you want it, we'll build it, right here in our California studios by hand. The wood used in our Wooden Storage Bench is decay resistant, and overbuilt for extra strength and longevity.

- **Design:** Functional and attractive, use this bench as a coffee table or a toy box.
- **Customize:** Standard seat is a single flap that opens front to back. You can select from 3 split seat options: double flap (either front-to-back or side-to-side) or a triple flap (front-to-back). Also add a special parquet design, ventilation holes, pistons, cushion options, feet, or casters. All options are available by clicking **Select Options**.
- **Quality:** Tongue and groove construction, stainless hardware and the finest woods make these benches beautiful, functional and durable.
- **Assembly:** Easy to assemble. Ships in less than 10 parts.

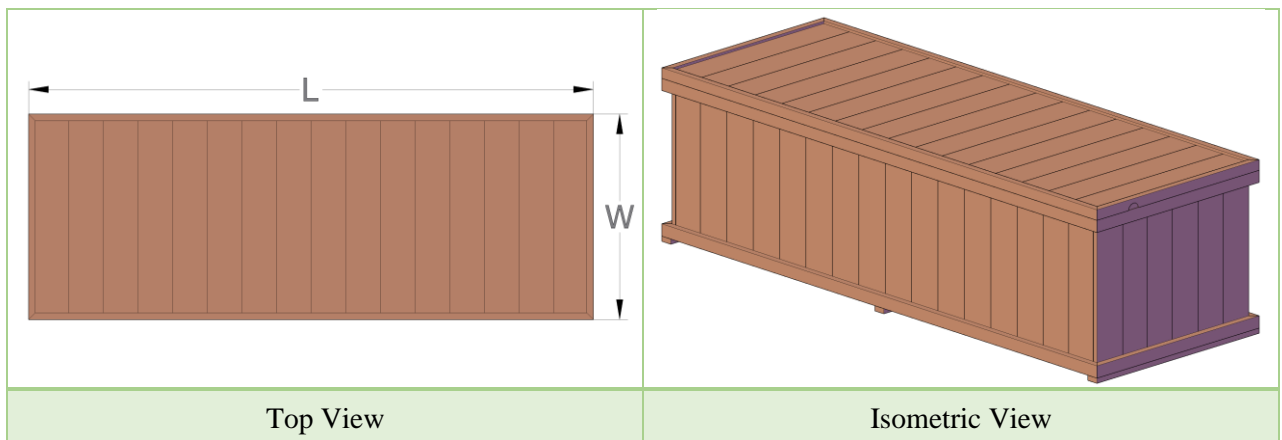
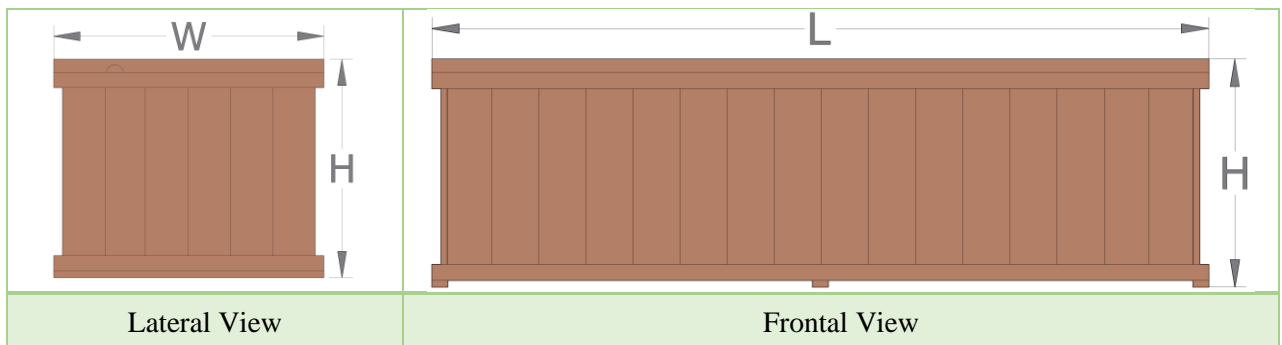
All of our Wooden Storage Benches are shipped in a handful of parts and are easy to put together. We guarantee that these benches will last a lifetime, even outdoors, with practically no upkeep. Contact us today, to find out about our delivery options, and additional warranties offered on select Forever Redwood products.

II. SPECIFICATIONS

A. Dimensions & Drawings

The interior dimensions of the boxes are roughly 2 inches less than the external dimensions. We say "roughly" because the walls are 7/8" thick, but there is also 1 3/4" thick framing on the corners. So, inside, due to the thickness of the walls, you lose 1 3/4" internally. But, on the corners where the framing is you lose 1 3/4" also. The height is 2" less internally for all sizes.

If one of our standard sizes is just a bit too small to hold your cushions, but you don't want to move up to the next highest size, just order the standard sized boxes and in the comment section let us know you need an extra inch or three in height or width or length or any combination thereof. We'll make the custom size changes of a couple inches for no extra charge.



Storage Length (L)	Storage Height (H)	Storage Wide (W)
24'' to 84''	17'' to 30''	20'' to 30''

B. Custom Pistons


We can add pistons to help with opening and closing your storage bench top. The pistons prevent the storage bench from possibly crashing down on hands or other objects.



Traditional Wooden Storage Bench
No pistons



Traditional Wooden Storage Bench
With Pistons



Piston

C. Ventilation Holes

The internal bottom of the storage bench is elevated one inch off the ground and has one-inch diameter holes in the base of the box for ventilation. We also include a few 1/4-inch diameter holes just beneath the top lip on the back side wall to allow for cross ventilation. The vent holes don't allow water to get into the box. Or, you can choose your storage bench without ventilation holes at checkout. Our storage benches are made with tongue and groove construction and they are very close to being 100% watertight. But, we prefer to be safe and we recommend you include a piece of plastic at the top of anything you have inside the box so if a few drops of water do get in, they'll just sit on the plastic and nothing gets wet.

D. Single or Split Seat

Our standard seat is a single flap that opens front-to-back. Also available for no additional charge are 3 split seat options: double flap (front-to-back), double-flap (side-to-side), and triple flap (front-to-back). Split seats are a good idea for the larger boxes for added versatility and to keep the seat weight reasonable (we tend to overbuild things) See photos to the right for the difference between a single and a split seat. (L-R: standard single seat, split seat with double flap side-to-side.) We can also make compartments in the box to line up with the double and triple split seat options for a small additional charge. Just [let us know](#).



Traditional Wooden Storage Bench
Single Seat



Traditional Wooden Storage Bench
Split Seat

E. Base or Cater Options

With or without feet

You can also add feet for no additional charge. See image at right. This will elevate the walls $\frac{3}{4}$ " off the ground and the internal bottom of the storage bench will then be $1\frac{3}{4}$ " off the ground. It's a good idea to add feet if you'd like to be able to clean or hose off the area underneath the bench.

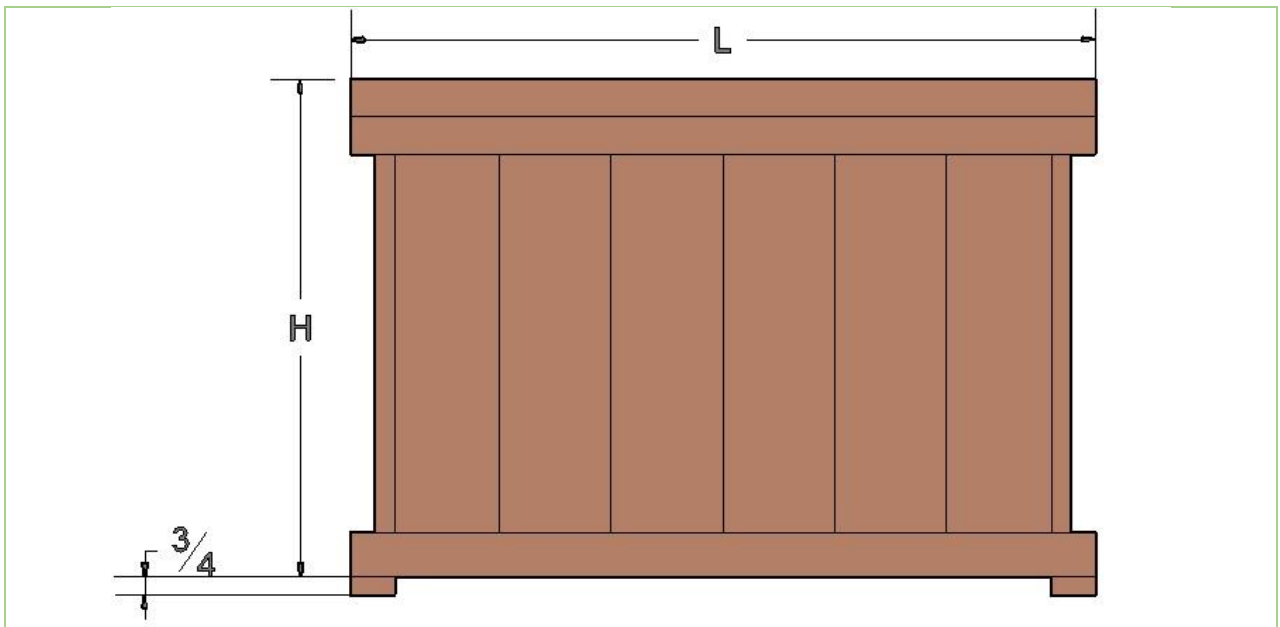


Traditional Wooden Storage Bench
With Feet



Traditional Wooden Storage Bench
Without Feet

The feet are not included in the height of the storage bench. For example, if you buy a 24"H storage bench, the total height including the feet will be $24\frac{3}{4}$ ".



Traditional Wooden Storage Bench
With Feet

Casters

We offer super-strong casters to add mobility to your box. Casters are rated to handle 320 pounds each and they lock in place! An installed set of 4 Casters is \$79. They are available in Advanced Options. (Benches 96" and longer require a set of 6 casters to accommodate the extra weight.) The casters are 4 1/4" tall. But, we also add a 1 3/4" thick extra support base for them. So, the total height of the box is increased by 6". When ordering casters, your box will be built with the "no stands or feet" option like in the photos above. The casters are installed near the 4 corners.



Casters

We are often asked if we can partially hide the casters. We can add a 2 1/2" tall trim to cover approximately half the caster height. (Any more than that makes it difficult to lock and unlock the casters). If you choose to add casters and would like to add the trim also, please let us know. There is a small additional charge depending on the box size.

F. Custom Cushions

If you'd like a cushion for your chairs, please indicate this in the Advanced Options section. Standard cushions come in forest green however you also have the option to visit [Trivantage](#) to choose from the hundreds of outdoor fabrics they have for your cushion.



Massive Garden Bench with Cushion



Ruth Armchairs with Cushions

The most popular fabric choice over the years is the Forest Green. For this reason, we've made it our default fabric choice for all cushions. If you'd like a cushion in a color or pattern other than Forest Green, you can choose from thousands of fabrics by visiting our Sunbrella fabric partner Trivantage Upholstery Fabric at: <https://www.trivantage.com/fabric-upholstery>.

Just write the name and number of the fabric you'd like us to use to make your cushion in the comment box below the cushion selection. Most Sunbrella fabrics are under \$30/yard and are included in the cushion price. If you prefer a premium fabric over \$30/yard, the cost over \$30/yard will be manually added to your order total.

Trivantage fabric is made to sit out in the sun and not fade or fall apart for years. It's machine washable. Each cushion has a zipper so you can remove the foam and wash the fabric.

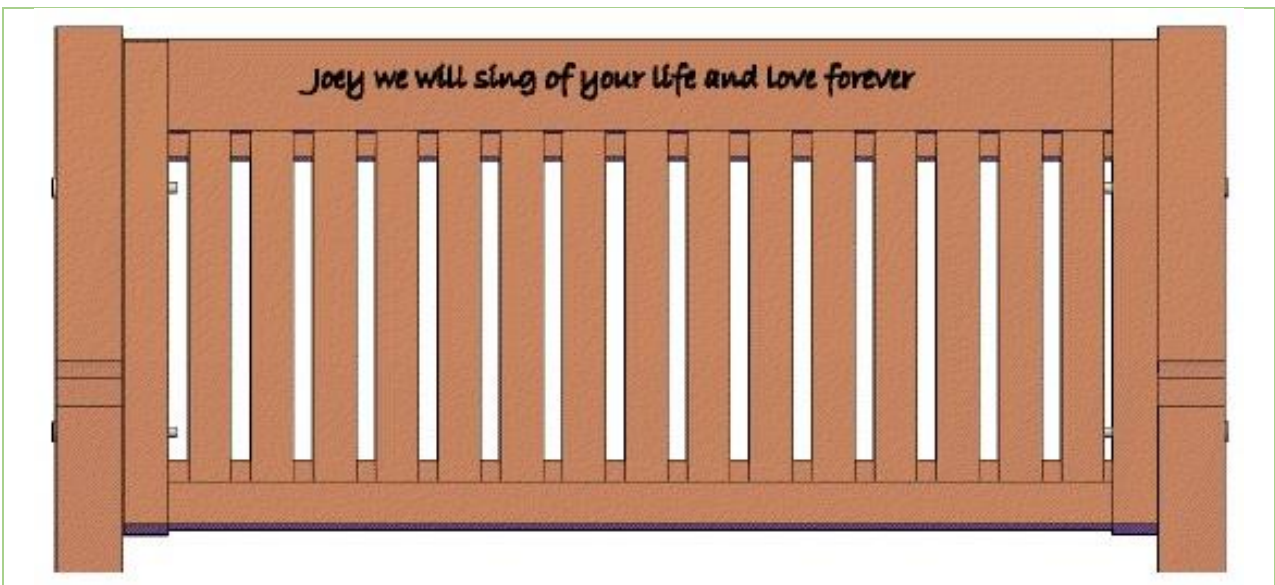
G. Engraving or Plaque Requests

Engraving

Below is an example of our Engraving option. Engraving is the most popular option for placing a message on your furniture.



Engraving



Engraving Drawing

If you'd like to add an Engraving message, please type in the message as you'd like it included on your set in the Comment/Special Requests Box below.

Plaque

If you prefer a Plaque, we recommend you have it made at a local engraver or trophy shop so you can be intimately involved with the layout and materials choices and be sure you get exactly what you are envisioning. Plaques have a 3" height limitation for our furniture. Usually there is no width limitation. If you'd like, as a courtesy, we can inlay your plaque on your furniture at no extra cost. This involves cutting out approximately 3/8" of wood where the plaque will sit so it looks best long-term.

If you are adding a plaque and want us to do the inlay work, please mention this in the Comments/Special Requests box that you will be forwarding a plaque to us for inlaying (otherwise your furniture may be on its way before we receive the plaque...).



Memorial Plaque

Some plaque designs do not need to be inlayed and you can just order them locally and add them anytime. Your engraver/trophy shop can explain further.

If you cannot find a local engraver or trophy shop, we have used a local Northern California engraver for many years:

Jay's Engraving

3185 Cleveland Avenue Santa Rosa, CA 95403

(707) 542-3873

www.jaysengraving.com

Contact person is Janet Gossage. Let her know Forever Redwood sent you and to forward the finished Plaque directly to us.

If sending a plaque to be inlayed, the address is:

Forever Redwood

416 W San Ysidro Blvd

L-721 San Ysidro, CA 92173.

Please be sure to include your order number with the plaque so we are certain to place it on the right order!

Be sure to let us know in the comments box that you will be sending a plaque for inlaying so we know to hold your bench until the plaque arrives. We will inlay your plaque in the center of the top backrest board, unless otherwise specified. If placed in this location, the plaque can be up to 3" H and any width you like. If there is no backrest (backless bench), we will place the plaque on the front trim piece of the seat unless you specify where you'd like the plaque placed.

The board is 4 3/4" but has a 1" notch to attach the slats, so the space to place a plaque is 3 3/4" as shown below. We recommend the plaques to be up to 3" to avoid issues with the edges.



Memorial Plaque

A popular and less expensive way to place a long-lasting message on a bench or other piece of furniture is to have us engrave the message directly onto the wood (see Custom Engraving for more information).

H. Finish Options

All our furniture ships finely sanded to 220 grit for a smooth to the touch finish.

The most popular finish is our Transparent Premium Sealant. This sealant leaves your furniture looking natural and helps keep the beautiful wood surface colors from fading for several years. We use Sickens brand finishes because they are the best finishes on the market. For more information about our finishes and how to keep your furniture looking great year after year, please go to: [Care & Finish](#).

Unfinished (fine sanding only):

If you are applying your own stain or want the surface color to fade to a "weathered look" in a few months. We do not recommend you leave your furniture unfinished outdoors for any extended period regardless of wood quality. Outdoor weather changes constantly and it is best to at least seal the wood to protect it from consistently absorbing and losing moisture.

Transparent Premium Sealant - Recommended for Outdoors:

Below are the 5 grades of wood we offer with the Transparent Premium Sealant applied. The color tones shown are close representations of the color your furniture will look like. There is no extra charge for the Transparent Premium Sealant:

				
Douglas Fir (10 yr. Warranty)	Mosaic Eco-Wood (10 yr. Warranty)	Redwood (15 yr. Warranty)	Mature Redwood (20 yr. Warranty)	Old Growth Redwood (30 yr. Warranty)

We also offer the Transparent Premium Sealant with the following stains. There is a small charge for adding these stains because it increases the total amount of coats to 4 with the sealant as the final coats:



Here is the Coffee Stain looks like on Redwood.



Here is the Cherry Stain looks like on Redwood.

Tiger Stripe Effect

Douglas-Fir when stained dark creates a "tiger stripe" effect as shown in this photo. It is beautiful and most customers love it. If you are looking for a dark consistent stain and do not want to see a "tiger stripe effect", please go with any of the Redwood grades for a more consistent stain finish.



Tiger Stripe Effect

Primers

- **Off-White Oil-Based Primer:** If you are painting a light color. We apply two coats so that it is ready for one final coat.
- **Gray Oil-Based Primer:** If you are painting a darker color. We apply two coats so that it is ready for the final coat.

Custom Paints

Custom Paint Finish (go to BenjaminMoore.com):

Have Forever Redwood paint your order any color you like. We prefer to use Benjamin Moore paints because they make excellent quality products and offer a huge selection of paints and colors to choose from.



Modern Lowered Pergola – Black Stain



Benjamin Moore: Black Stain, 2131-10

First select the type of paint you want: Benjaminmoore.com

Then click the colors tab and choose from the almost endless amount of colors offered.

Just select the Custom Paint finish option and in the Comment box enter the type of paint and the name and number of the color you would like. We will confirm your custom paint request within 24 hours of receiving your order and we will order the paint for you and apply per the specified directions. You only need to let us know the type of paint and the color name and number and we will do the rest.

III. ASSEMBLY & CARE

Assembly Instructions for: [Traditional Wooden Storage Bench](#)

All You Need is a Few Tools and a Friend.

Assembly is best done by two people and usually takes about half a day to a day, depending on size. Pergolas need a ratchet wrench, a hammer and a ladder to put them together. In some cases, you might need a drill to attach the posts into concrete. As with all our products, we preassemble pergolas in our shop to ensure everything fits together. All hardware is included and all parts are clearly labeled before it is shipped. We also include detailed step-by-step instructions.

Take a look at our assembly instructions below for specific details. If you plan to pour concrete to hold the posts, the project will require an additional half day prior to assembly. Please do the concrete pour a few days prior to assembly to allow the concrete to cure.

Installation Help.

Special talent is not required to re-assemble our pergolas. But, if you would like help, [just let us know](#). We have our own team for installations in California, Nevada and Southern Arizona and a network of local contractors we recommend for farther afield.

Care: Your Forever Redwood Furniture will last for decades in year-round weather without maintenance. Depending on the wood grade you choose, even with harsh year-round outdoor conditions, you can expect your furniture to last from ten to forty years without maintenance of any kind.

Being outside year-round is rough on any woods finish. The surface absorbs UV rays, pollution, constant variations in moisture and temperature and it also oxidizes. This is why most wood just doesn't hold up and the surface color slowly changes towards a silver patina over the years. But, with Forever Redwood, you don't have to worry. The silver patina is surface deep only (less than 1/64") and is not indicative of decay. Your set will last decades and is not compromised in any way by the surface color change. For example, we keep our display items as is without refinishing to show off this natural aging (we like the patina!).

Although Forever Redwood is maintenance-free, we recommended you take a few minutes as needed to clean by either hosing down and/or brushing/dusting away accumulated debris (no soap or chemicals needed). If you'd like to keep your set looking its best for decades, please go to: [Care and Finish](#).

IV. MATERIALS

The secret to outdoor longevity begins and ends with the wood. We use generous amounts of the most decay resistant wood available. We encourage our customers to compare photos of our items side by side with any competing product. Thickness counts. Furniture that is thin and light simply won't last in the year round weather.

To keep your furniture beautiful, we use only stainless steel hardware and the highest quality stains and sealants. We use only the Sickens brand of sealants.

Our primary customer has always been the homeowner that appreciates spending a bit more for quality that will last decades.

Our products are installed with organizations that appreciate longevity like the U.S. Forest Service, U.S. military installations, State and City parks, golf clubs and hotels.

We are favored by many landscape architects and contractors because they can count on exceptional quality and quick personal service to complete projects.

We build each item by hand. This insures your set is finely finished and carefully inspected. Old-fashioned hand building also allows us to adjust the size or design of any item to fit your needs.

Because we are a forestry company, we can offer 5 exceptional wood grades to choose from our carefully managed forests with warranties of up to 30 years against decay in any weather. [Click for more about our 5 wood grades.](#)

V. WARRANTY

Wood decay is warrantied up to 30 years depending on the wood grade. No other outdoor furniture manufacturer has warranties like this. The key is the excellent quality of our wood and the extra-thick timber designs of all our pieces.

Wood Grades and Decay Warranty:

- Douglas-fir: 10 years
- Mosaic Eco-Wood: 10 years
- Redwood: 15 years
- Mature Redwood: 20 years
- Old-Growth Redwood: 30 years

Forever Redwood stands behind its products. We are committed to quickly resolving any issues that might occur. For more information please see our [Warranty](#) page.

VI. SHIPPING

We offer 4 Shipping Options in the U.S.:

- Rush Shipping (ships in 3 weeks).
- Priority Shipping (ships in 6 weeks).
- Standard Shipping (ships in 10 weeks).
- Free Shipping in the Continental U.S. (ships in 14 weeks).

Notes for Orders requiring drawings or approvals:

All Shade Structure orders (Pergolas, Pavilions, Gazebos and Arbors) require drawings to make sure all details are agreed upon prior to building and to give our customers the ability to customize their structures

to meet their needs. We also sometimes make custom changes to Swings, Planters, Benches, Tables and other standard production items per customer requests. If your order has a custom detail or is a shade structure, you will receive your first drawings via email within 5 business days of receiving your completed order with a deposit.

We will go back and forth with you as needed to fine tune the design to your liking prior to building it. Once you sign off on your drawings, your timeline for shipping will begin. Please keep this in mind. If you need a Rush Order and also drawings, it is best you call in your order so that we can organize ourselves to both complete your drawings on an expedited basis and meet your shipping deadline.

Yes, you can have free shipping plus save 3% off your order! We carefully hand build each Forever Redwood item. When you choose a longer ship out date, you give us more time to build. This lowers our cost and we pass the savings to you. If you choose the Wait & Save Shipping option and prefer, we ship out on a specific date (up to 6 months in advance), just enter the date in the Comment Box at Checkout. If no note is included, we'll ship in 3 months.

Orders ship from San Diego, CA. Add 3 to 6 business days transit time (depending on location).

We ship to any country. Canada orders ship in 6 weeks. To see Canadian shipping costs, just add item to cart.

For orders outside the U.S. or Canada, just enter your country in the shipping information section at checkout or in the shopping cart to see your freight cost. We ship outside the U.S. or Canada in 6 weeks. For all international shipments, the shipping companies handle any customs paperwork and then contact you to arrange delivery.

Assembly Service Available Nationwide: All orders over \$3,000. in size can choose to have Forever Redwood assemble for you. Just choose White Glove Service in the Shopping Cart or at Checkout. For more information on White Glove, please go to: [WHITE GLOVE COMPLETE ASSEMBLY SERVICE](#)



If your artistically inclined, the crating makes a great canvas to:
Lion of the Tribe of Juda by Patricia Vallejo



Some of the ugly guys from our install crew that will scare your children when they come install your order!