



FOREVER REDWOOD

From the Forest, For the Forest since 1995

866.332.2403 (TOLL FREE); 7am – 7pm Pacific Time, Monday-Saturday

SONOMA PLANTERS



CONTENT

I. DESCRIPTION	2
II. SPECIFICATIONS	3
A. Dimensions & Drawings	3
B. Sitting Ledge	4
C. Planter Base	5
D. Casters	6
E. Planter Trellis	7
F. Planter Finishes	8
G. Finish Options	9
III. ASSEMBLY & CARE	13
IV. MATERIALS	14
V. WARRANTY	14
VI. SHIPPING	15

I. DESCRIPTION

Handcrafted from gorgeous premium Redwood, our Sonoma Planters will transform your landscape, showcasing your blooms, bushes or trees for a lifetime. Perfect for elevated gardens on rooftops or terraces!

- Available in any size to meet all your needs. Choose size range below. If you don't see the size you need, call us and we'll make it for you.
- Beautiful but also built with extra thick walls and framing to hold up for decades.
- Strong enough to support a seating ledge or to attach a bench to it.
- Ideal for organic vegetables or herb gardens. Just note in More Options below to leave the insides untreated – with no worries about decay or need for liners – it's Redwood!
- No glue or nails used - only stainless steel hardware used in construction.
- Drainage holes pre-drilled.
- Ship in 5 parts for quick and easy re-assembly.

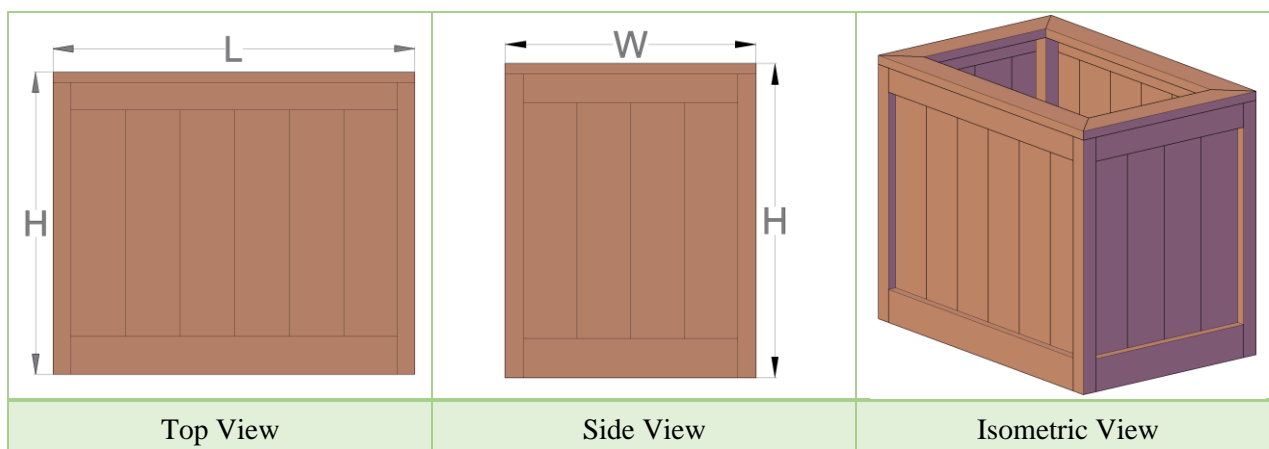
II. SPECIFICATIONS

A. Dimensions & Drawings

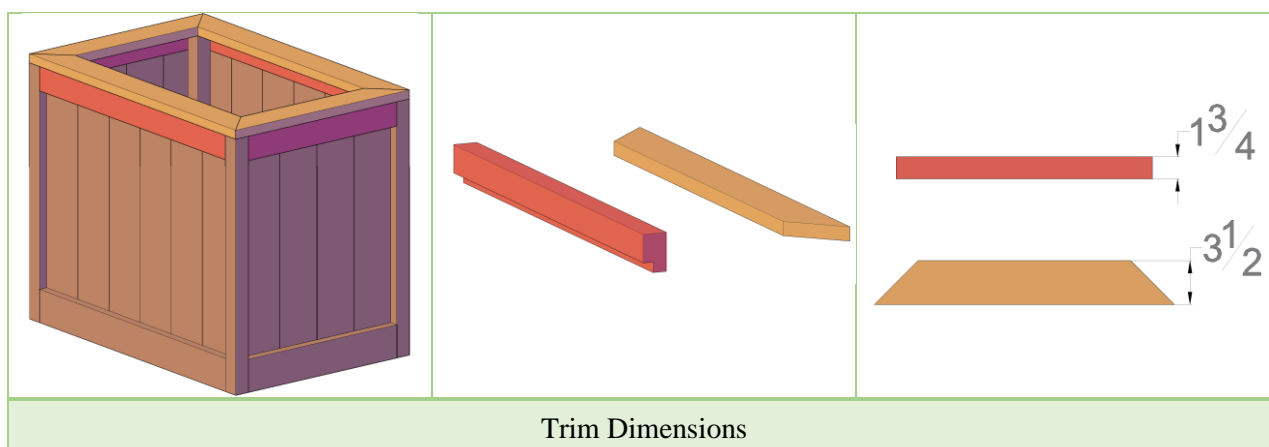
The Sonoma Planters are made with thick $\frac{3}{4}$ " walls supported by two-inch-thick frames. They ship finely finished in 5 parts to quickly re-assemble and begin your gardening.

Planters are measured externally and the internal planting space is 2 to 3 inches less in all directions. For example, because of wall thickness and framing, if you select a box size of 36" L x 18" W x 18" H, your internal soil area will be 34" L x 16" W x 16" H.

Forever Redwood planters ship ready to use. You do not need a liner or special sealants or drainage holes. Just re-assemble the 5 parts and add soil. If you require an exact internal space for any reason, order a box that is at least 2 inches longer in all directions (L x W x H) and in the comment box let us know the exact internal size you'd like. We'll email a confirmation within 2 business days that your exact size request will be made.



Top Planter Trim Dimensions



B. Sitting Ledge

You can choose to add a 5 1/2" wide sitting ledge to the top edge of the Sonoma Style planters. A sitting ledge allows you to sit on the planter as you work or just to create a convenient additional seating space for any reason. The seating ledge uses up nearly 2 1/2" inches on both the inside and the outside of the planter and is not available for planter that are less than 24" W wide because they lose too much of the opening at the top for planting. In the photo below, you can see a 96" L x 24" W x 24" H Sonoma Planter with the seating ledge:



Sonoma Planter with Sitting Ledge

C. Planter Base

If you'd like to elevate your planter off the ground, you have many choices available. A popular option that is offered at no additional cost is to add a 1" H foot to the 4 corners of the box. This allows you to hose under the box and keep the area clean. If you order a box that is over 24" L, we always add hidden supports under the box to make sure your box never sags (see photo below):



Hidden Supports

If you'd like to elevate your box more than 1", we can add a stand for you for a small additional charge. Stands are available in 6" increments to any size you need. NOTE: To maintain stability for a free standing box, it is best to keep your total box and stand height at or below doubles the box width. You can exceed double the width stably if you can support and attach the box and stand to a wall or other structure.

Below is a typical stable set up that is not attached to a wall (Box & Stand are 30" H combined and box is 18" W):




Napa Planter in Redwood 48" L x 18" W x 18" H with 12" H Stand and 36" H Trellis.

D. Casters


You can purchase super-strong casters to add mobility to your box. Casters are rated to handle 350 pounds each and they lock in place. An installed set of 4 Casters is \$79. They are available under the See More Options button for all planter boxes at least 24" wide. Planters 96" and longer require a set of 6 casters to accommodate the extra weight. If you order your planter with casters, they will come attached to the planter.

Casters are 4 3/4" tall. But, we also add a 1 1/4" thick extra support base for them. So, the total height of the planter is increased by 6". When ordering casters, your box will be built with the "no stands or feet" option like in the photo above left. The casters are installed near the 4 corners.



Trim Option to Hide the Casters

We are often asked if we can partially hide the casters. We can add a 2 1/2" tall trim to cover approximately half the caster height. (Any more than that makes it difficult to lock and unlock the casters). If you choose to add casters to your planter, you can also choose to add this trim for a small extra charge at checkout.



E. Planter Trellis

A beautiful strong trellis is a great way to expand your gardening experience and add privacy.

The trellis frames attach securely to the planter wall with stainless steel carriage bolts in 4 places. Trellis frame is 2" x 2" thick with squares approximately 12" on center to allow plants plenty of room to grow.

Although the trellis extends to just above ground level, trellis height is measured beginning from the top lip of the planter up.

At checkout, you can choose heights between 2' and 5'.

Trellis sets for planters over 96" L ship in 2 pieces.

As always, if you don't see the size or trellis spacing you'd like, just call or [email us](#) and we'll custom size a trellis to fit your needs. If you already have a planter, we also offer the [trellises as separate kits](#).

Trellis sets are available for all planters at least 12" H and 12" W.



Napa Planter with 12'H Stand and 36'H Trellis.

F. Planter Finishes

Growing Veggies? Over the years, some customers have expressed concern about the possibility of getting wood sealant into the soil where they plan to grow food. If you share this concern, let us know. Any planter can be ordered without interior sealant treatment. Just write us a note as you're checking out in the comment box and we will not use our oil-based sealant inside the box. We will seal the box on the outside only. The planter box will not decay for many years without an interior sealant despite the constant moisture because of the high quality wood we insist on using for all our products.



Growing Vegetables

Redwood is so decay resistant that our planters do not need liners of any kind. Our planters are built with extra-thick high quality Redwood and fastened with stainless steel bolts and deck screws. There is nothing to decay, nothing to rust. Planter bottoms are elevated one inch off inside the walls for easy drainage. You can add soil directly into the planter box-no pots, interior liners or sealants are necessary. Drainage holes are 1/4-inch round and are scattered generously over the planter bottom. All planter sizes are overbuilt to prevent bulging or sagging.

We can custom build and ship Planter Boxes in any dimensions up to 14-Feet long anywhere in the U.S. In California we deliver planter boxes up to 20-Feet long. (If you live outside California and want a planter over 14-feet long, please [contact us](#) for a quote.) Most packages ship via FedEx Freight. [See how easy it is to assemble our planter boxes!](#)

G. Finish Options

All our furniture ships finely sanded to 220 grit for a smooth to the touch finish.

The most popular finish is our Transparent Premium Sealant. This sealant leaves your furniture looking natural and helps keep the beautiful wood surface colors from fading for several years. We use Sikkens brand finishes because they are the best finishes on the market. For more information about our finishes and how to keep your furniture looking great year after year, please go to: [Care & Finish.](#)

Unfinished (fine sanding only):

If you are applying your own stain or want the surface color to fade to a "weathered look" in a few months. We do not recommend you leave your furniture unfinished outdoors for any extended period regardless of wood quality. Outdoor weather changes constantly and it is best to at least seal the wood to protect it from consistently absorbing and losing moisture.

Transparent Premium Sealant - Recommended for Outdoors:

Below are the 5 grades of wood we offer with the Transparent Premium Sealant applied. The color tones shown are close representations of the color your furniture will look like. There is no extra charge for the Transparent Premium Sealant:

				
Douglas Fir (10 yr. Warranty)	Mosaic Eco-Wood (10 yr. Warranty)	Redwood (15 yr. Warranty)	Mature Redwood (20 yr. Warranty)	Old Growth Redwood (30 yr. Warranty)



We also offer the Transparent Premium Sealant with the following stains. There is a small charge for adding these stains because it increases the total amount of coats to 4 with the sealant as the final coats:



Here is how the Coffee Stain looks like on Redwood



Here is how the Cherry Stain looks like on Redwood

Tiger Stripe Effect

Douglas-Fir when stained dark creates a "tiger stripe" effect as shown in this photo. It is beautiful and most customers love it. If you are looking for a dark consistent stain and do not want to see a "tiger stripe effect", please go with any of the Redwood grades for a more consistent stain finish.



Primers

- **Off-White Oil-Based Primer:** If you are painting a light color. We apply two coats so that it is ready for one final coat.
- **Gray Oil-Based Primer:** If you are painting a darker color. We apply two coats so that it is ready for the final coat.

Custom Paints

Custom Paint Finish (go to BenjaminMoore.com):

Have Forever Redwood paint your order any color you like. We prefer to use Benjamin Moore paints because they make excellent quality products and offer a huge selection of paints and colors to choose from.



Modern Louvered Pergola – Black Stain



Benjamin Moore: Black Stain, 2131-10

First select the type of paint you want: Benjaminmoore.com

Then click the colors tab and choose from the almost endless amount of colors offered.

Just select the Custom Paint finish option and in the Comment box enter the type of paint and the name and number of the color you would like. We will confirm your custom paint request within 24 hours of receiving your order and we will order the paint for you and apply per the specified directions. You only need to let us know the type of paint and the color name and number and we will do the rest.

III. ASSEMBLY & CARE

Assembly Instructions for: [Sonoma Planters](#)

All You Need is a Few Tools and a Friend.

Assembly is best done by two people and usually takes about half a day to a day, depending on size. Pergolas need a ratchet wrench, a hammer and a ladder to put them together. In some cases, you might need a drill to attach the posts into concrete. As with all our products, we preassemble pergolas in our shop to ensure everything fits together. All hardware is included and all parts are clearly labeled before it is shipped. We also include detailed step-by-step instructions.

Take a look at our assembly instructions below for specific details. If you plan to pour concrete to hold the posts, the project will require an additional half day prior to assembly. Please do the concrete pour a few days prior to assembly to allow the concrete to cure.

Installation Help.

Special talent is not required to re-assemble our pergolas. But, if you would like help, [just let us know](#). We have our own team for installations in California, Nevada and Southern Arizona and a network of local contractors we recommend for farther afield.

Care: Your Forever Redwood Furniture will last for decades in year-round weather without maintenance.

Depending on the wood grade you choose, even with harsh year-round outdoor conditions, you can expect your furniture to [last from ten to forty years without maintenance of any kind](#).

Being outside year-round is rough on any woods finish. The surface absorbs UV rays, pollution, constant variations in moisture and temperature and it also oxidizes. This is why most wood just doesn't hold up and the surface color slowly changes towards a silver patina over the years. But, with Forever Redwood, you don't have to worry. The silver patina is surface deep only (less than 1/64") and is not indicative of decay. Your set will last decades and is not compromised in any way by the surface color change. For example, we keep our display items as is without refinishing to show off this natural aging (we like the patina!).

Although Forever Redwood is maintenance-free, we recommended you take a few minutes as needed to clean by either hosing down and/or brushing/dusting away accumulated debris (no soap or chemicals needed). If you'd like to keep your set looking its best for decades, please go to: [Care and Finish](#).

IV. MATERIALS

The secret to outdoor longevity begins and ends with the wood. We use generous amounts of the most decay resistant wood available. We encourage our customers to compare photos of our items side by side with any competing product. Thickness counts. Furniture that is thin and light simply won't last in the year round weather.

To keep your furniture beautiful, we use only stainless steel hardware and the highest quality stains and sealants. We use only the Sickens brand of sealants.

Our primary customer has always been the homeowner that appreciates spending a bit more for quality that will last decades.

Our products are installed with organizations that appreciate longevity like the U.S. Forest Service, U.S. military installations, State and City parks, golf clubs and hotels.

We are favored by many landscape architects and contractors because they can count on exceptional quality and quick personal service to complete projects.

We build each item by hand. This insures your set is finely finished and carefully inspected. Old-fashioned hand building also allows us to adjust the size or design of any item to fit your needs.

Because we are a forestry company, we can offer 5 exceptional wood grades to choose from our carefully managed forests with warranties of up to 30 years against decay in any weather. [Click for more about our 5 wood grades.](#)

V. WARRANTY

Wood decay is warrantied up to 30 years depending on the wood grade. No other outdoor furniture manufacturer has warranties like this. The key is the excellent quality of our wood and the extra-thick timber designs of all our pieces.

Wood Grades and Decay Warranty:

- Douglas-fir: 10 years
- Mosaic Eco-Wood: 10 years
- Redwood: 15 years
- Mature Redwood: 20 years
- Old-Growth Redwood: 30 years

Forever Redwood stands behind its products. We are committed to quickly resolving any issues that might occur. For more information please see our [Warranty](#) page.

VI. SHIPPING

We offer 4 Shipping Options in the U.S.:

- Rush Shipping (ships in 3 weeks).
- Priority Shipping (ships in 6 weeks).
- Standard Shipping (ships in 10 weeks).
- Free Shipping in the Continental U.S. (ships in 14 weeks).

Notes for Orders requiring drawings or approvals:

All Shade Structure orders (Pergolas, Pavilions, Gazebos and Arbors) require drawings to make sure all details are agreed upon prior to building and to give our customers the ability to customize their structures to meet their needs. We also sometimes make custom changes to Swings, Planters, Benches, Tables and other standard production items per customer requests. If your order has a custom detail or is a shade structure, you will receive your first drawings via email within 5 business days of receiving your completed order with a deposit.

We will go back and forth with you as needed to fine tune the design to your liking prior to building it. Once you sign off on your drawings, your timeline for shipping will begin. Please keep this in mind. If you need a Rush Order and also drawings, it is best you call in your order so that we can organize ourselves to both complete your drawings on an expedited basis and meet your shipping deadline.

Yes, you can have free shipping plus save 3% off your order! We carefully hand build each Forever Redwood item. When you choose a longer ship out date, you give us more time to build. This lowers our cost and we pass the savings to you. If you choose the Wait & Save Shipping option and prefer we ship out on a specific date (up to 6 months in advance), just enter the date in the Comment Box at Checkout. If no note is included, we'll ship in 3 months.

Orders ship from San Diego, CA. Add 3 to 6 business days transit time (depending on location).

We ship to any country. Canada orders ship in 6 weeks. To see Canadian shipping costs, just add item to cart.

For orders outside the U.S. or Canada, just enter your country in the shipping information section at checkout or in the shopping cart to see your freight cost. We ship outside the U.S. or Canada in 6 weeks. For all international shipments, the shipping companies handle any customs paperwork and then contact you to arrange delivery.

Assembly Service Available Nationwide: All orders over \$3,000. in size can choose to have Forever Redwood assemble for you. Just choose White Glove Service in the Shopping Cart or at Checkout. For more information on White Glove, please go to: [WHITE GLOVE](#).



If your artistically inclined, the crating makes a great canvas to:
Lion of the Tribe of Juda by Patricia Vallejo



Some of the ugly guys from our install crew that will scare your children when they come install your order!