



# FOREVER REDWOOD

*From the Forest, For the Forest since 1995*

---

866.332.2403 (TOLL FREE); 7am – 7pm Pacific Time, Monday-Saturday

## ST. ANTHONY'S FACE TO FACE GLIDERS



# CONTENT

I. DESCRIPTION .....	2
II. SPECIFICATIONS .....	2
A. Dimensions & Drawings .....	2
B. Beverage Armrest.....	4
C. Kid’s Platforms.....	5
D. St. Anthony’s Gliders Anchor .....	6
E. Roof Style.....	6
F. Custom Engraving.....	7
G. Finish Options .....	8
III. ASSEMBLY & CARE.....	12
IV. MATERIALS .....	13
V. WARRANTY .....	13
VI. SHIPPING.....	14

## I. DESCRIPTION

**St. Anthony's Face to Face Glider Swing is a delightful swing to enjoy a solo ride or a fun-filled ride with your kids. It is named after its original designer, Anthony Gallo.**

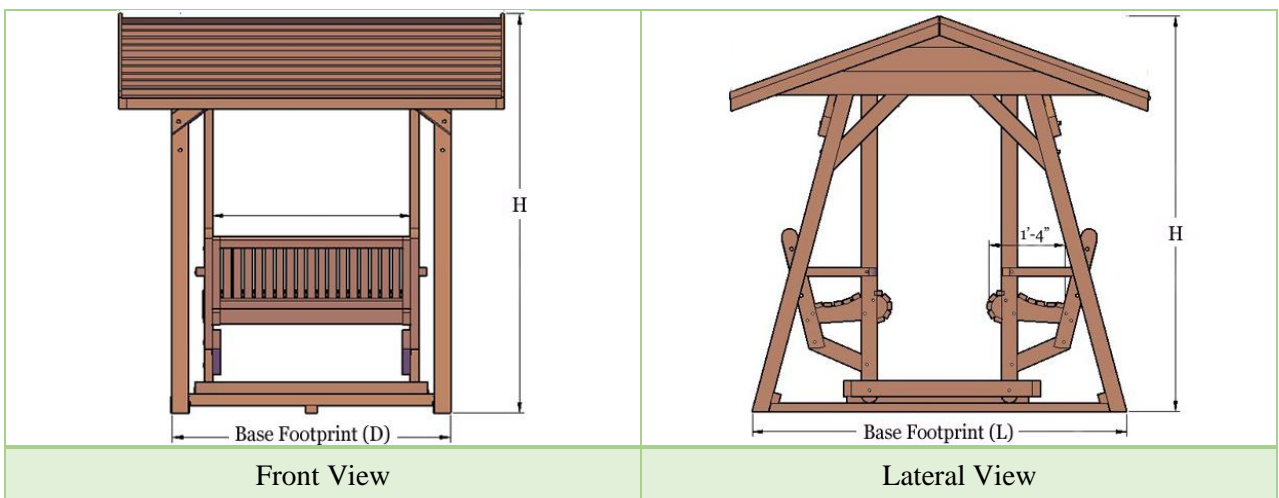
- **Design:** Powered by the rider's feet, it swings effortlessly and glides along without a creak.
- **Quality:** Built with oversized timbers, it has a weight capacity of 1,000 lbs.
- **Sizes:** Available in a standard size or an XL if you want extra elbow room. Can be built with or without a roof.
- **Customize:** Options to customize are available under More Options. You can add a kid's platform that raises the floor so kids can easily power the swing, or choose the perfect stain or sealant to match your decor.
- **Assembly:** Easy assembly. All you need is a friend, a hammer and a ratchet. Hardware included.

## II. SPECIFICATIONS

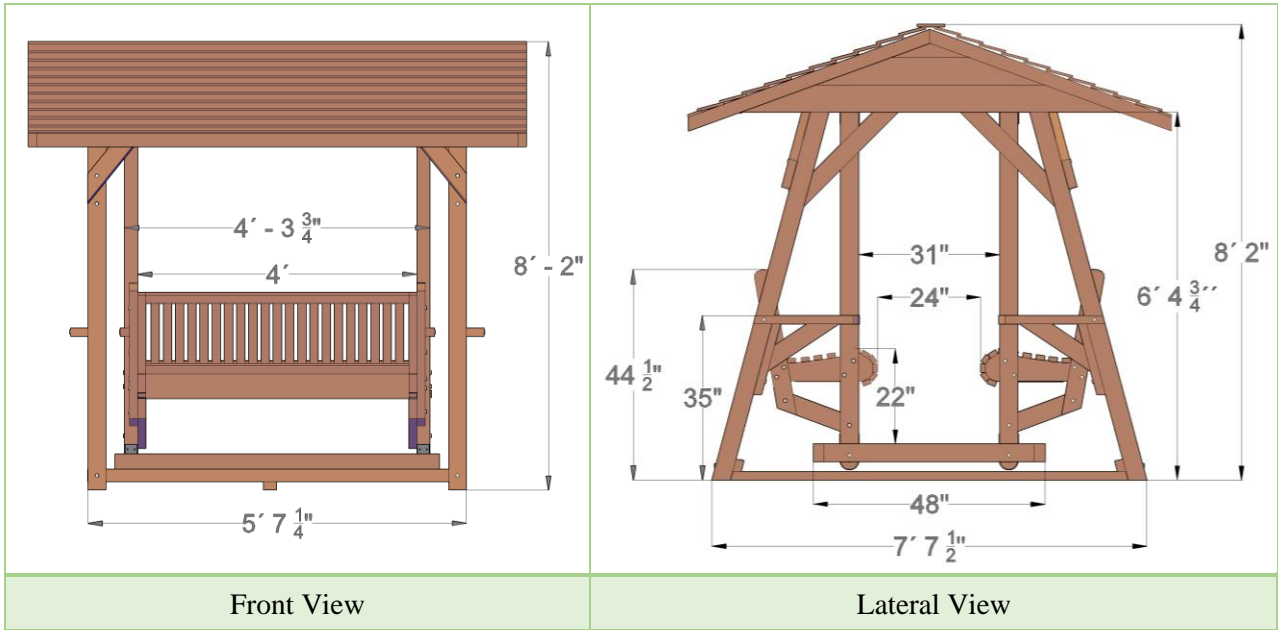
### A. Dimensions & Drawings

The St. Anthony's Face to Face Gliders are available in 2 sizes as shown below:

Swing Size	Base Footprint	Height	Seats	Approx. Weight	Capacity
St. Anthony's Adult	6' 10 1/2" L x 4' 6" D	7' 5" H	3' 1" L x 1' 4" D	480 lbs.	700 lbs.
St. Anthony's Extra Wide	7' 7 1/2" L x 5' 7" D	8' 2" H	4' L x 1' 4" D	720 lbs.	1000 lbs.



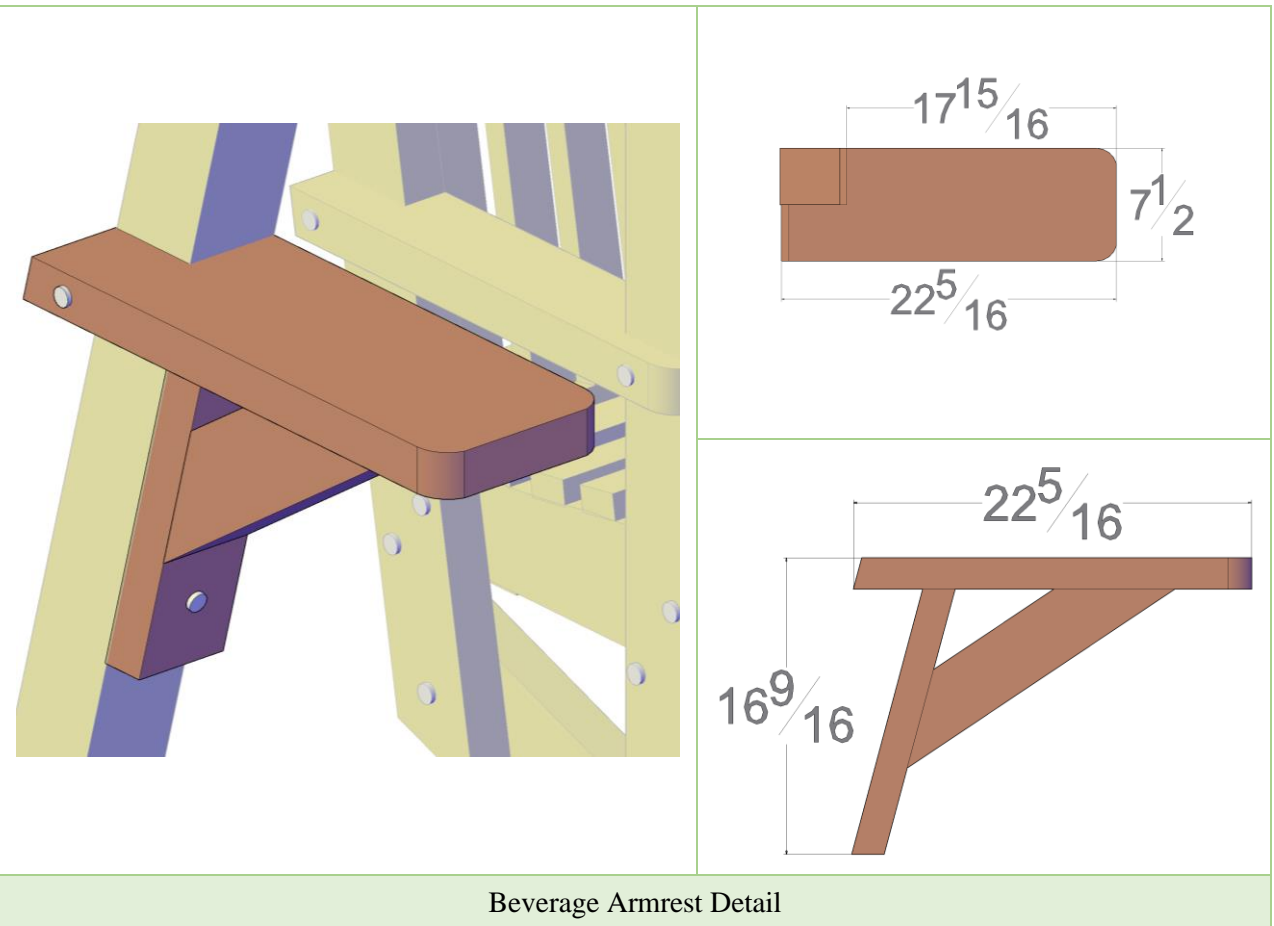
## Measurements of a St. Anthony's Extra Wide Size



## B. Beverage Armrest



St. Anthony's Face to Face Gliders with Beverage Armrest



Beverage Armrest Detail

## C. Kid's Platforms

### Kid's Platform/Side Table Dimensions

45 1/2"L x 4 3/4"H when closed and 18"H when open. Widths are 16" or 25 3/4". The wider option (25 3/4"W) adds \$90 to the price. Contact us if you want this option.

You may add a kid's platform to any swing to make it easier for the kids to power the swing with their feet.

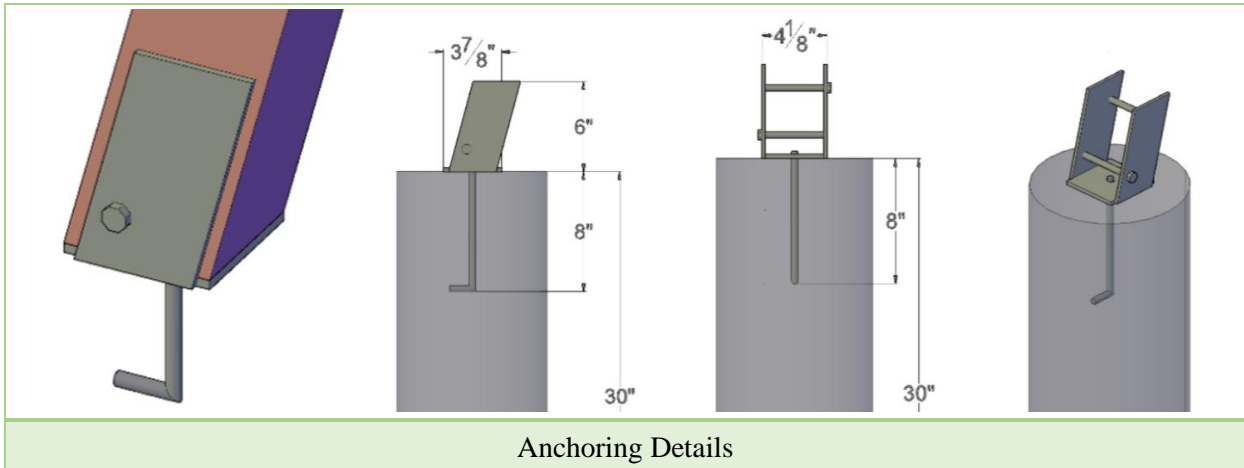


Kid's Platform installed to help kid's push the swing.



The Kid's Platform can also be used as a side table or a Kid's bench when not installed on the swing.

## D. St. Anthony's Gliders Anchor



## E. Roof Style

As a **money-saving option**, you can choose the Trellised Roof instead of the standard closed roof. Just select the Trellised Roof option in the shopping cart upon checkout.

### Standard-size or Extra-Wide Roof on XL Swings

You can order your XL St. Anthony Swing with an extra-wide roof in either the standard or trellised style, for a small additional charge. You can also add a gutter to the larger roof. See image at right. Just let us know during checkout in the comments box or call and we'll let you know how much the additional option will be.



## F. Custom Engraving

Would you like to add a personal engraved message to your furniture?

Select "Custom Engraving" under Advanced Options. The engraving size we normally use translates to about 14 characters per foot. The default color for lettering is black. If you prefer a different color, let us know. There will be a small charge for changing the font color.

We will center the engraving on the top board of the backrest or the front of the seat trim of a backless bench unless you specify elsewhere. Please let us know your instructions on placement and line break(s) – if not specified, they will be placed at the shop's discretion.

If you'd like a particular font style, please send a Word or PDF document with the font, spacing, and the exact wording and punctuation you'd like. We will trace your document directly onto the wood. Send it to [info@foreverredwood.com](mailto:info@foreverredwood.com).

If you are undecided on your engraving message, and would prefer to send it after you place your order, just let us know in the comment box so we know to expect it later. Due to limitations of the engraving tool (we cut ¼" wide and ¼" deep into the wood), we may not be able to do certain fonts and will let you know if there is an issue.



Engraving



## G. Finish Options

All our furniture ships finely sanded to 220 grit for a smooth to the touch finish.

The most popular finish is our Transparent Premium Sealant. This sealant leaves your furniture looking natural and helps keep the beautiful wood surface colors from fading for several years. We use Sikkens brand finishes because they are the best finishes on the market. For more information about our finishes and how to keep your furniture looking great year after year, please go to: [Care & Finish](#).

### Unfinished (fine sanding only):

If you are applying your own stain or want the surface color to fade to a "weathered look" in a few months. We do not recommend you leave your furniture unfinished outdoors for any extended period regardless of wood quality. Outdoor weather changes constantly and it is best to at least seal the wood to protect it from consistently absorbing and losing moisture.

### Transparent Premium Sealant - Recommended for Outdoors:

Below are the 5 grades of wood we offer with the Transparent Premium Sealant applied. The color tones shown are close representations of the color your furniture will look like. There is no extra charge for the Transparent Premium Sealant:

				
Douglas Fir (10 yr. Warranty)	Mosaic Eco-Wood (10 yr. Warranty)	Redwood (15 yr. Warranty)	Mature Redwood (20 yr. Warranty)	Old Growth Redwood (30 yr. Warranty)

We also offer the Transparent Premium Sealant with the following stains. There is a small charge for adding these stains because it increases the total amount of coats to 4 with the sealant as the final coats:



Here is how the Coffee Stain looks like on Redwood



Here is how the Cherry Stain looks like on Redwood

### Tiger Stripe Effect

Douglas-Fir when stained dark creates a "tiger stripe" effect as shown in this photo. It is beautiful and most customers love it. If you are looking for a dark consistent stain and do not want to see a "tiger stripe effect", please go with any of the Redwood grades for a more consistent stain finish.



## Primers

- **Off-White Oil-Based Primer:** If you are painting a light color. We apply two coats so that it is ready for one final coat.
- **Gray Oil-Based Primer:** If you are painting a darker color. We apply two coats so that it is ready for the final coat.

## Custom Paints

Custom Paint Finish (go to [BenjaminMoore.com](http://BenjaminMoore.com)):

Have Forever Redwood paint your order any color you like. We prefer to use Benjamin Moore paints because they make excellent quality products and offer a huge selection of paints and colors to choose from.



*Modern Louvered Pergola – Black Stain*



*Benjamin Moore: Black Stain, 2131-10*

First select the type of paint you want: [Benjaminmoore.com](http://Benjaminmoore.com)

Then click the colors tab and choose from the almost endless amount of colors offered.

Just select the Custom Paint finish option and in the Comment box enter the type of paint and the name and number of the color you would like. We will confirm your custom paint request within 24 hours of receiving your order and we will order the paint for you and apply per the specified directions. You only need to let us know the type of paint and the color name and number and we will do the rest.

### III. ASSEMBLY & CARE

Assembly Instructions for: [St. Anthony's Face to Face Gliders - Adult](#)

Assembly Instructions for: [St. Anthony's Face to Face Gliders - Extra Wide](#)

#### **All You Need is a Few Tools and a Friend.**

Assembly is best done by two people and usually takes about half a day to a day, depending on size. Pergolas need a ratchet wrench, a hammer and a ladder to put them together. In some cases, you might need a drill to attach the posts into concrete. As with all our products, we preassemble pergolas in our shop to ensure everything fits together. All hardware is included and all parts are clearly labeled before it is shipped. We also include detailed step-by-step instructions.

Take a look at our assembly instructions below for specific details. If you plan to pour concrete to hold the posts, the project will require an additional half day prior to assembly. Please do the concrete pour a few days prior to assembly to allow the concrete to cure.

#### **Installation Help.**

Special talent is not required to re-assemble our pergolas. But, if you would like help, [just let us know](#). We have our own team for installations in California, Nevada and Southern Arizona and a network of local contractors we recommend for farther afield.

**Care:** Your Forever Redwood Furniture will last for decades in year-round weather without maintenance.

Depending on the wood grade you choose, even with harsh year-round outdoor conditions, you can expect your furniture to last from ten to forty years without maintenance of any kind.

Being outside year-round is rough on any woods finish. The surface absorbs UV rays, pollution, constant variations in moisture and temperature and it also oxidizes. This is why most wood just doesn't hold up and the surface color slowly changes towards a silver patina over the years. But, with Forever Redwood, you don't have to worry. The silver patina is surface deep only (less than 1/64") and is not indicative of decay. Your set will last decades and is not compromised in any way by the surface color change. For example, we keep our display items as is without refinishing to show off this natural aging (we like the patina!).

Although Forever Redwood is maintenance-free, we recommended you take a few minutes as needed to clean by either hosing down and/or brushing/dusting away accumulated debris (no soap or chemicals needed). If you'd like to keep your set looking its best for decades, please go to: [Care and Finish](#).

## IV. MATERIALS

The secret to outdoor longevity begins and ends with the wood. We use generous amounts of the most decay resistant wood available. We encourage our customers to compare photos of our items side by side with any competing product. Thickness counts. Furniture that is thin and light simply won't last in the year round weather.

To keep your furniture beautiful, we use only stainless steel hardware and the highest quality stains and sealants. We use only the Sickens brand of sealants.

Our primary customer has always been the homeowner that appreciates spending a bit more for quality that will last decades.

Our products are installed with organizations that appreciate longevity like the U.S. Forest Service, U.S. military installations, State and City parks, golf clubs and hotels.

We are favored by many landscape architects and contractors because they can count on exceptional quality and quick personal service to complete projects.

We build each item by hand. This insures your set is finely finished and carefully inspected. Old-fashioned hand building also allows us to adjust the size or design of any item to fit your needs.

Because we are a forestry company, we can offer 5 exceptional wood grades to choose from our carefully managed forests with warranties of up to 30 years against decay in any weather. [Click for more about our 5 wood grades.](#)

## V. WARRANTY

Wood decay is warrantied up to 30 years depending on the wood grade. No other outdoor furniture manufacturer has warranties like this. The key is the excellent quality of our wood and the extra-thick timber designs of all our pieces.

### Wood Grades and Decay Warranty:

- Douglas-fir: 10 years
- Mosaic Eco-Wood: 10 years
- Redwood: 15 years
- Mature Redwood: 20 years
- Old-Growth Redwood: 30 years

Forever Redwood stands behind its products. We are committed to quickly resolving any issues that might occur. For more information please see our [Warranty](#) page.

## VI. SHIPPING

### We offer 4 Shipping Options in the U.S.:

- Rush Shipping (ships in 3 weeks).
- Priority Shipping (ships in 6 weeks).
- Standard Shipping (ships in 10 weeks).
- Free Shipping in the Continental U.S. (ships in 14 weeks).

### Notes for Orders requiring drawings or approvals:

All Shade Structure orders (Pergolas, Pavilions, Gazebos and Arbors) require drawings to make sure all details are agreed upon prior to building and to give our customers the ability to customize their structures to meet their needs. We also sometimes make custom changes to Swings, Planters, Benches, Tables and other standard production items per customer requests. If your order has a custom detail or is a shade structure, you will receive your first drawings via email within 5 business days of receiving your completed order with a deposit.

We will go back and forth with you as needed to fine tune the design to your liking prior to building it. Once you sign off on your drawings, your timeline for shipping will begin. Please keep this in mind. If you need a Rush Order and also drawings, it is best you call in your order so that we can organize ourselves to both complete your drawings on an expedited basis and meet your shipping deadline.

**Yes, you can have free shipping plus save 3% off your order!** We carefully hand build each Forever Redwood item. When you choose a longer ship out date, you give us more time to build. This lowers our cost and we pass the savings to you. If you choose the Wait & Save Shipping option and prefer we ship out on a specific date (up to 6 months in advance), just enter the date in the Comment Box at Checkout. If no note is included, we'll ship in 3 months.

Orders ship from San Diego, CA. Add 3 to 6 business days transit time (depending on location).

We ship to any country. Canada orders ship in 6 weeks. To see Canadian shipping costs, just add item to cart.

For orders outside the U.S. or Canada, just enter your country in the shipping information section at checkout or in the shopping cart to see your freight cost. We ship outside the U.S. or Canada in 6 weeks. For all international shipments, the shipping companies handle any customs paperwork and then contact you to arrange delivery.

**Assembly Service Available Nationwide:** All orders over \$3,000. in size can choose to have Forever Redwood assemble for you. Just choose White Glove Service in the Shopping Cart or at Checkout. For more information on White Glove, please go to: [WHITE GLOVE](#).



If your artistically inclined, the crating makes a great canvas to:  
**Lion of the Tribe of Juda by Patricia Vallejo**



Some of the ugly guys from our install crew that will scare your children when they come install your order!