



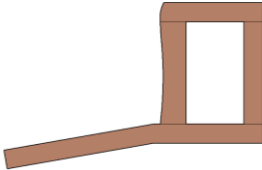
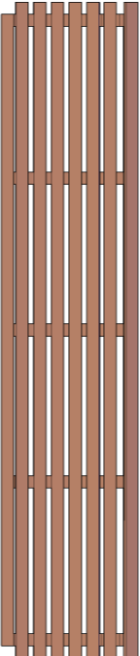



FOREVER REDWOOD

From the Forest, For the Forest since 1995

866.332.2403 (TOLL FREE); 7am – 7pm Pacific Time, Monday-Saturday

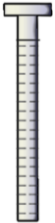
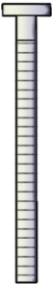
ASSEMBLY INSTRUCTIONS FOR THE MOONLIGHT REDWOOD BENCH



CONTENT OF BOXES				
Qty.	Description	Drawing	No.	
2	Legs		1	
1	Seat		2	
1	Backrest		3	
1	Front Support		4	
2	Diagonal Supports		5	

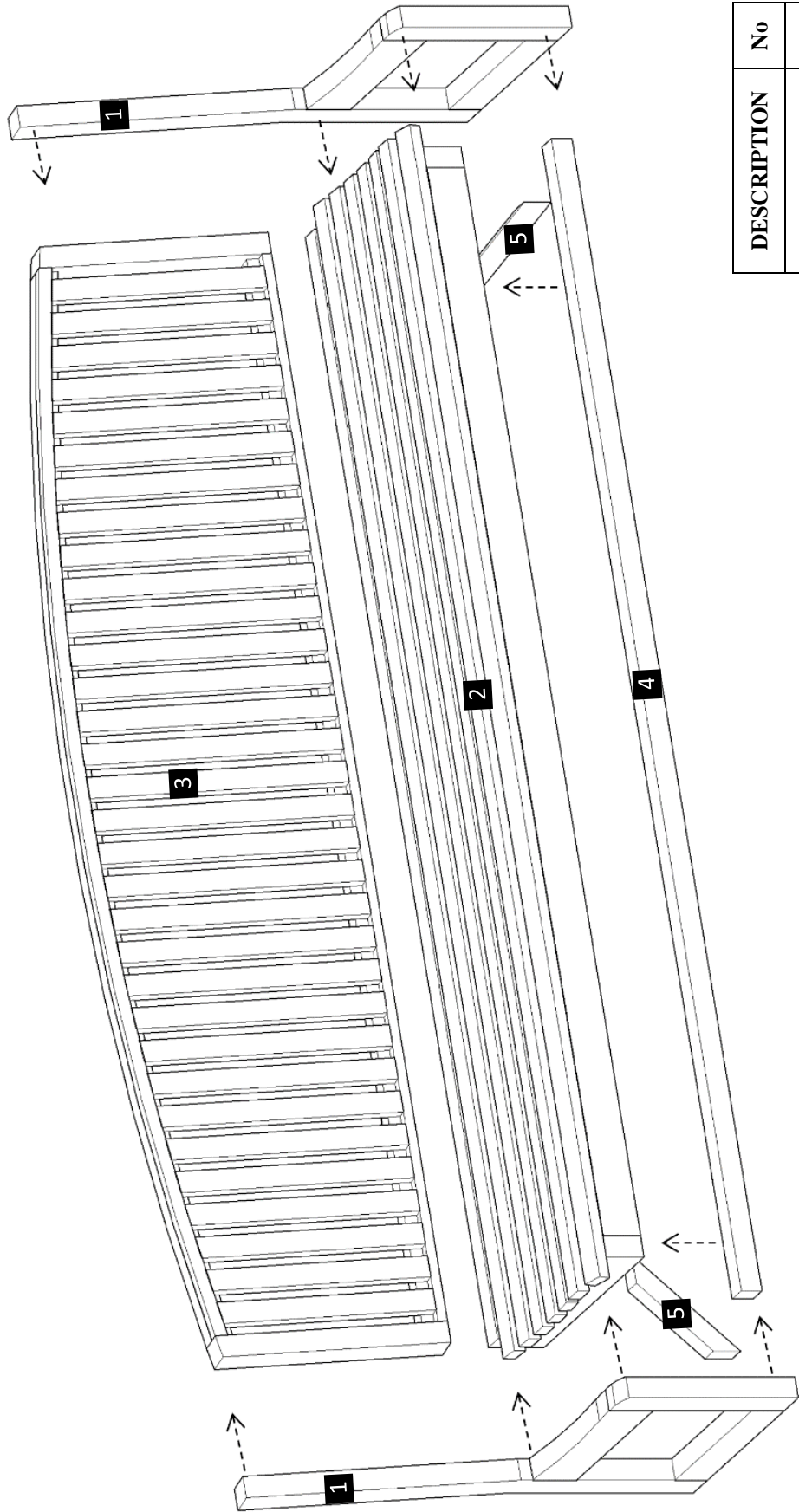
Note: Part numbers in the Content of Boxes Table are for reference only. These do not match to the numbers marked on the parts sent.



HARDWARE LIST		
Description	Drawing	No.
5/16" X 3 1/2" Bolts (To attach the seat and the backrest to the legs. / To attach the diagonal supports to the seat).		A
5/16" X 4 1/2" Bolts (To attach the frontal support and the diagonal supports to the legs).		B

Note: Dimensions of your hardware will vary depending on size.

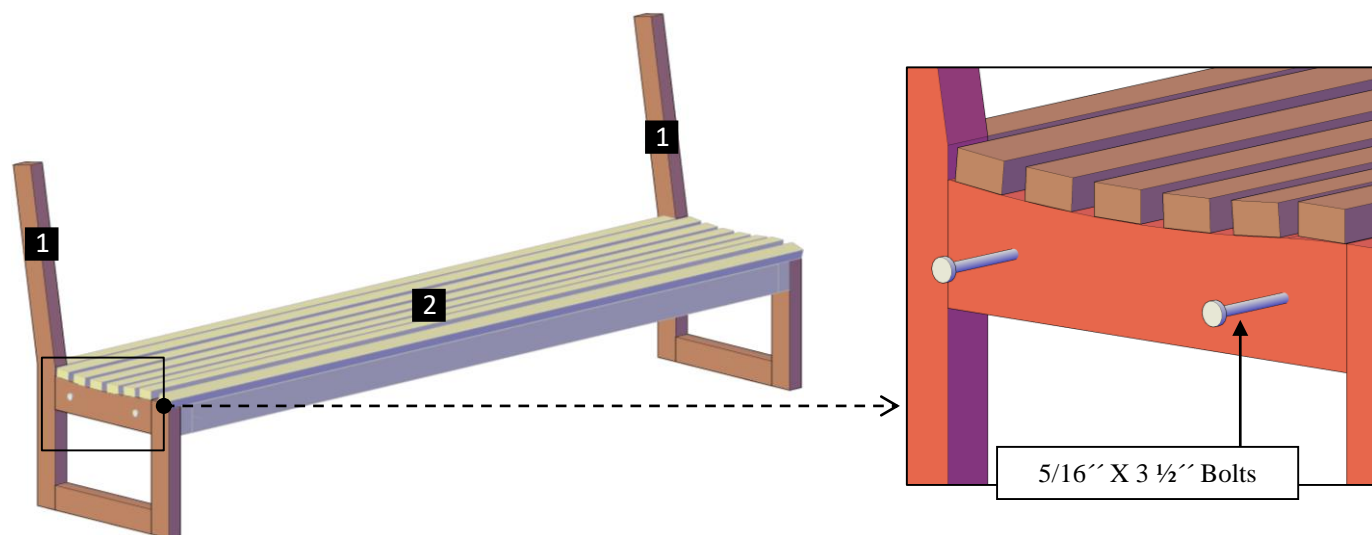




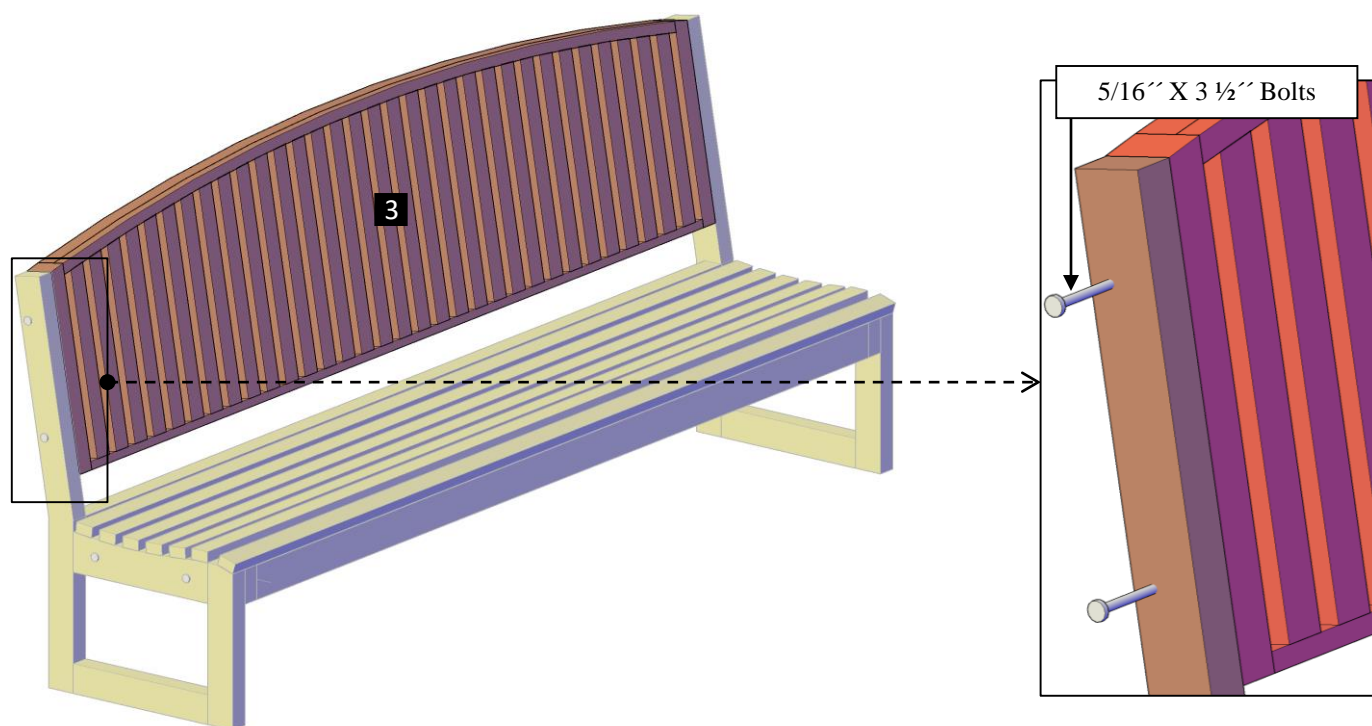
DESCRIPTION	No
Legs	1
Seat	2
Backrest	3
Front Support	4
Diagonal Supports	5

Note: Part numbers in the Drawing are for reference only. These do not match to the numbers marked on the parts sent.

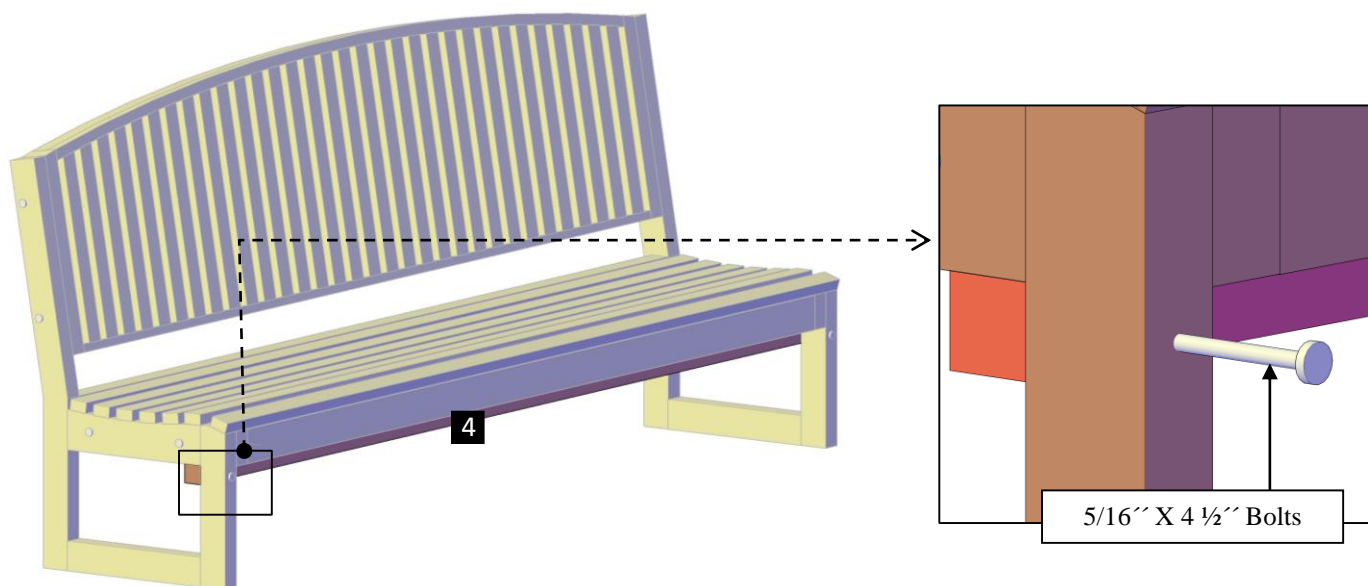
Step 1: Use 5/16" x 3 1/2" bolts (A) to attach the legs (1) to the seat (2). Each part has a series of numbers that indicate where to attach the part with the corresponding number.



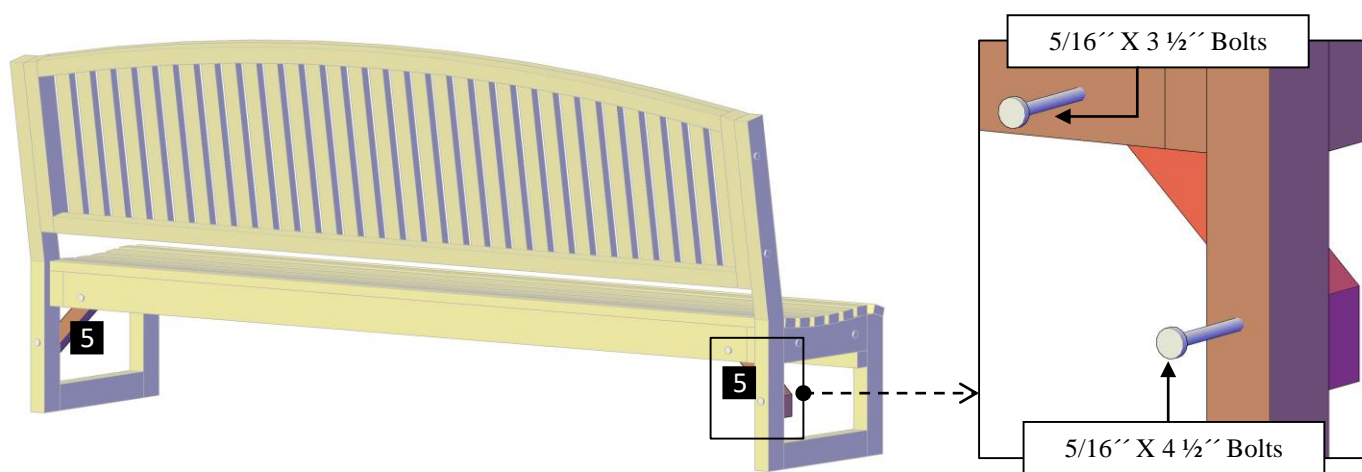
Step 2: Attach the backrest (3) to the legs with 5/16" x 3 1/2" bolts (A). Each part has a series of numbers that indicate where to attach the part with the corresponding number.



Step 3: Attach the frontal support (4) to the legs with 5/16" x 4 1/2" bolts (B). Each part has a series of numbers that indicate where to attach the part with the corresponding number.



Step 4: Finally, use 5/16" x 3 1/2" bolts (A) to attach the diagonal supports (5) to the seat. After that, use 5/16" x 4 1/2" bolts (B) to attach to the legs. Each part has a series of numbers that indicate where to attach the part with the corresponding number.





This completes the Bench assembly. Hope you enjoy your set for many decades. If you ever have a problem or a question, don't hesitate to call us (866 332 2403) or email us. We are here to support you.