



# FOREVER REDWOOD

*From the Forest, For the Forest since 1995*

---

866.332.2403 (TOLL FREE); 7am – 7pm Pacific Time, Monday-Saturday

## BAJA OUTDOOR REDWOOD DINING TABLE



# CONTENT

|                                   |    |
|-----------------------------------|----|
| I. DESCRIPTION .....              | 2  |
| II. SPECIFICATIONS .....          | 2  |
| A. Seating .....                  | 2  |
| B. Seating Capacity .....         | 3  |
| C. Dimensions & Drawings .....    | 3  |
| 1. Dining Chair Dimensions: ..... | 4  |
| 2. Armchair Dimensions: .....     | 4  |
| D. Chair Styles .....             | 4  |
| E. Bench Styles .....             | 5  |
| F. Custom Cushions .....          | 6  |
| G. Tabletop Styles .....          | 7  |
| H. Corner Styles .....            | 8  |
| I. Umbrella Hole .....            | 8  |
| J. Finish Options .....           | 10 |
| III. ASSEMBLY & CARE .....        | 13 |
| IV. MATERIALS .....               | 14 |
| V. WARRANTY .....                 | 15 |
| VI. SHIPPING .....                | 15 |

## I. DESCRIPTION

This table is versatile, and can even be converted to hold a patio umbrella, to make a nice cover for the sun or rain. You can order the Baja Redwood Outdoor Dining Table with up to 12 chairs, or long benches that create a dynamic space to sit that won't take up much room, and is easy to move/adjust. This wood is 100% restored lumber, and it won't fade, rot, bend, or break over time.

- Comfortable redwood dining table seats up to 12 adults in sizes from 4 ft. to 8 ft.
- **Tailor it to your tastes easily with in our More Options** - Tabletop style, chair styles, cushions, chair quantity, half/full benches, corner styles, umbrella holes, stains/sealants, etc.
- **Materials to last a lifetime** - Our extra thick wood table, finely sanded Redwood that outlasts cedar/teak, stainless hardware and the best weather resistant sealants.
- Simple Assembly.

We guarantee all of our tables and other Forever Redwood products to last a lifetime. And we back it up with our incredible warranties. Call or write to us, and let us know how you want your table designed. You can also choose your specifications and wood type right here online, and we'll have detailed plans sent to you within a couple of days. These tables are easy to install, and we can even put them together for you, if you live in California!

## II. SPECIFICATIONS

### A. Seating

Baja Tables with Chair seating will come with Ruth Chairs (end chairs with arms and side chairs armless) unless an alternative chair style and/or mix of armchairs and side chairs is selected in Advanced Options.

Tables with Bench Seating will be in the Trestle Bench style. If you prefer another bench style, please let us know in the comment section.

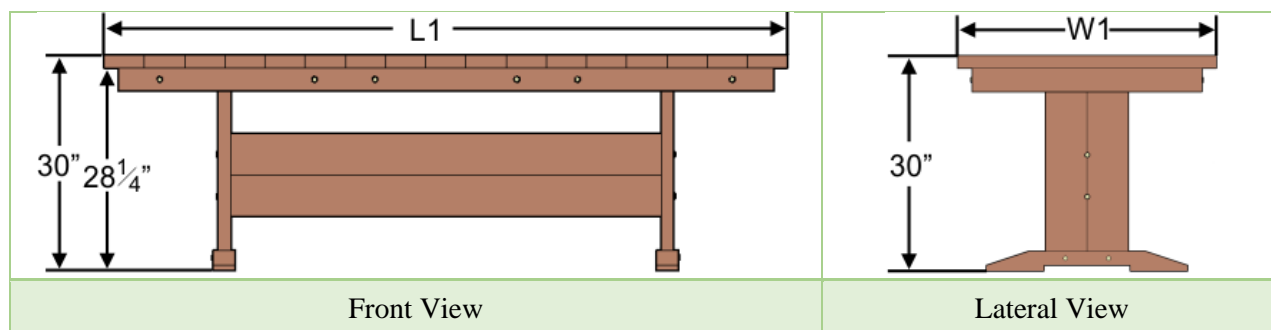
## B. Seating Capacity

| Number of Adults who can Dine Comfortably.<br>(Based on a std. 36" width table). |                   |                 |                              |
|--|-------------------|-----------------|------------------------------|
| Table Length   | Side Benches Only | Add End Benches | Ruth, Luna or Massive Chairs |
| 4 ft.  | 4                 | 6               | 4                            |
| 4.5 ft.  | 6                 | 8               | 4                            |
| 5 ft.  | 6                 | 8               | 6                            |
| 6 ft.  | 6                 | 8               | 6                            |
| 7 ft.  | 8                 | 10              | 8                            |
| 8 ft.  | 10                | 12              | 8                            |

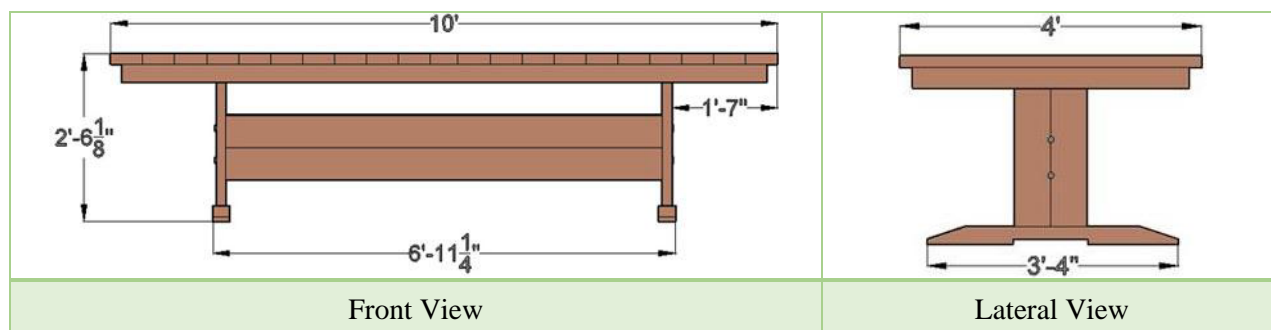
**\*Note:** Chair estimates are based on using Armchairs at Table Ends and Dining Chairs (Armless) for sides

## C. Dimensions & Drawings

Trestle Tables are 36"W x 30"H. Tabletop width can be adjusted from 30 to 60. If you choose end benches with your set, they are built 6" shorter than the width of the table, in order to insure that benches don't bump with the side benches. Just [let us know](#) if you'd like something different. Approx. Weights: 8-Foot Trestle Table is 130 lbs., 8-Foot Trestle Bench is 47 lbs.



| L1                | L2         |
|-------------------|------------|
| 4 ft. (Seats 4)   | 30 inches. |
| 4.5 ft. (Seats 6) | 36 inches. |
| 5 ft. (Seats 6)   | 42 inches. |
| 6 ft. (Seats 8)   | 48 inches. |
| 7 ft. (Seats 8)   | 54 inches. |
| 8 ft. (Seats 10)  | 60 inches. |



## 1. Dining Chair Dimensions:

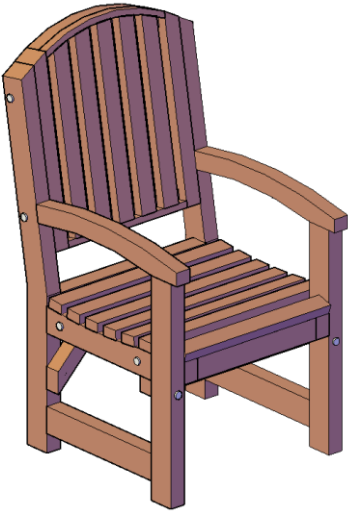


| Massive Chair (Armless) Dimensions   | Ruth and Luna Chair (Armless) Dimensions   |
|--|--|
| <ul style="list-style-type: none"> <li>24 1/2"D x 23 3/4"W x 40 1/4"H.</li> <li>Seat is 16"H x 23 3/4" W x 18"D.</li> <li>Boards are fully 2" thick.</li> <li>Approx. Weight: 30 lbs.</li> </ul> | <ul style="list-style-type: none"> <li>23"D x 21 1/4"W x 39 1/2"H.</li> <li>Seat is 16"H x 21 1/4" W x 18"D.</li> <li>Boards are fully 2" thick.</li> <li>Approx. Weight: 25 lbs.</li> </ul> |

## 2. Armchair Dimensions:

| Massive Armchair Dimensions  | Ruth Armchair Dimensions   | Luna Armchair Dimensions   |
|--|--|--|
| <ul style="list-style-type: none"> <li>27"D x 25 1/2"W x 40 1/4"H including armrests.</li> <li>Seat is 16"H x 23 3/4" W x 18" D.</li> <li>Armrests are 25.5"H from ground.</li> <li>Approx. Weight: 40 lbs.</li> </ul> | <ul style="list-style-type: none"> <li>23"D x 23"W x 39 1/4"H including armrests.</li> <li>Seat is 16" H X 20"W X 18" D.</li> <li>Armrests are 25.5"H from ground.</li> <li>Approx. Weight: 35 lbs.</li> </ul> | <ul style="list-style-type: none"> <li>23"D x 22 1/2"W x 39 1/4"H including armrests.</li> <li>Seat is 16" H X 19 1/2" W X 18" D</li> <li>Armrests are 25.5"H from ground.</li> <li>Approx. Weight: 35 lbs.</li> </ul> |

## D. Chair Styles

For all with table sets with chairs, in Advanced Options you'll be able to choose between three different chair styles: Luna, Ruth or Massive and whether you want them with or without arms. The photo below shows L-R: Luna Armchair (Old-Growth Redwood), Ruth Armchair (Redwood), and Massive Armchair (Redwood). Our default chair style is the Ruth chair for our Rectangular table.

|   |  |   |
|---|--|---|
|  |  |  |
| <b>Luna Chair</b><br>(Most popular for Round Tables).                               | <b>Ruth Chair</b><br>(Most popular for Rectangular and Square tables).               | <b>Massive Chair</b>  |



## E. Bench Styles



**Classic Wooden Picnic Bench**  
(Flaring Legs) / (Most Popular)



**Traditional Picnic Bench**  
(Criss-Cross-Legs)



**Redwood Trestle Bench**



**Wood Patio Bench**



**Fullback Wood Picnic Bench**

## F. Custom Cushions

If you'd like a cushion for your chairs, please indicate this in the Advanced Options section. Standard cushions come in forest green however you also have the option to visit [Trivantage](#) to choose from the hundreds of outdoor fabrics they have for your cushion.



Massive Garden Bench with Cushion



Ruth Armchairs with Cushions

The most popular fabric choice over the years is the Forest Green. For this reason, we've made it our default fabric choice for all cushions. If you'd like a cushion in a color or pattern other than Forest Green, you can choose from thousands of fabrics by visiting our Sunbrella fabric partner Trivantage Upholstery Fabric at: <https://www.trivantage.com/fabric-upholstery>.

Just write the name and number of the fabric you'd like us to use to make your cushion in the comment box below the cushion selection. Most Sunbrella fabrics are under \$30/yard and are included in the cushion price. If you prefer a premium fabric over \$30/yard, the cost over \$30/yard will be manually added to your order total.

Trivantage fabric is made to sit out in the sun and not fade or fall apart for years. It's machine washable. Each cushion has a zipper so you can remove the foam and wash the fabric.



## G. Tabletop Styles



**Seamless Tabletop  
(Most Popular Indoors)**

Ideal for use in a covered patio or indoors. It can be taken outdoors for a meal or party but isn't designed for outdoor living. The seamless construction creates a beautiful unbroken tabletop surface that is just as strong as our standard tabletop.



**Standard Tabletop  
(Recommended & Most Popular Outdoors)**

Recommended for tables to be left out in the weather. Outdoor tabletop boards need "breathing" room to expand and contract to the constant changes in moisture and temperature. The standard tabletop boards are separated by 1/16-inch to allow for this movement.



**Parquet Tabletop Style**

A seamless design made with contrasting blocks of varying wood grades to create a beautiful tapestry of color and wood grains. Designed primarily for indoor use, the Parquet table can be taken out for short stints outdoors. Its seamless design makes it ideal for a covered patio or indoor use year round. Any benches for a table set will be in matching parquet bench tops by default. If you prefer benches in a different design, just [let us know](#). The parquet pieces will be naturally varied in color as shown.



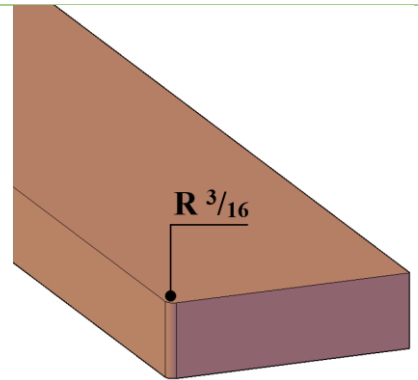
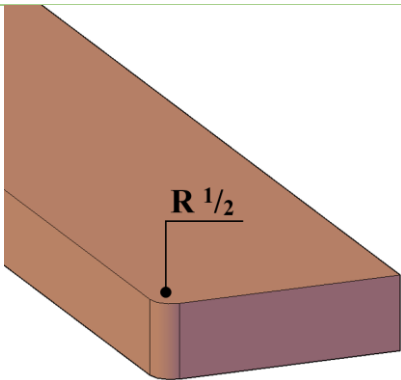
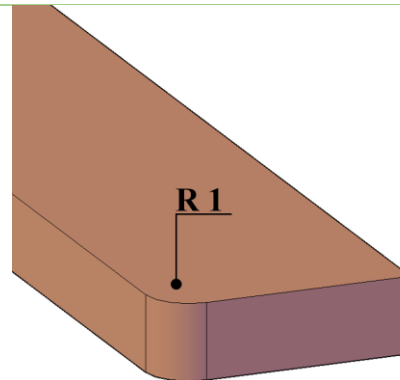
**Old Country Tabletop Style**

An old European design that can be used either outdoors or indoors. It has a perimeter frame with a dividing board across the center of the top widthwise. For indoors, we recommend the Old Country Seamless tabletop option. For year round outdoor applications, please choose the Old Country Standard tabletop design.



## H. Corner Styles

The corners of the tables and benches can be made in 3 ways (Squared, Slightly Rounded or Rounded). The look is quite different and it takes only a few seconds to see what will work best for you (see drawings):

|   |  |   |
|---|--|---|
|    |  |              |
| <b>Squared</b>  | <b>Slightly Rounded</b>  | <b>Fully Rounded</b>  |
| Leave the corners of your table and/or bench tops squared for a more modern look (technically, 3/16" radius, for structural soundness). | The 1/2" radius rounding creates a softer look and it is the most popular option). | Was initially created for kid safety. It is a favorite for heavy use public places (1" radius). |

Some rounding is a good idea for safety reasons (kids, elderly). The 1/2" radius rounding is a popular compromise between the two (see drawing). Just choose which option you would like during checkout.

## I. Umbrella Hole

Want to enjoy an umbrella with your table? We do not sell umbrellas, but we can drill a 1 5/8" or 2" umbrella hole for you at no charge. Simply select this option at check-out. A plug is included with the umbrella hole option see images at right.



**\*Note:** For rectangular picnic or dining tables (not folding) largest than 11ft, umbrella hole option come drilled two equidistant holes instead one at the center.

Many customers prefer to use Umbrellas that are not placed over the table using an umbrella hole. For example:



For Rectangular Shaped Tables.



For Round Tables.

## J. Finish Options

All our furniture ships finely sanded to 220 grit for a smooth to the touch finish.

The most popular finish is our Transparent Premium Sealant. This sealant leaves your furniture looking natural and helps keep the beautiful wood surface colors from fading for several years. We use Sickens brand finishes because they are the best finishes on the market. For more information about our finishes and how to keep your furniture looking great year after year, please go to: [Care & Finish.](#)

### Unfinished (fine sanding only):



If you are applying your own stain or want the surface color to fade to a "weathered look" in a few months. We do not recommend you leave your furniture unfinished outdoors for any extended period regardless of wood quality. Outdoor weather changes constantly and it is best to at least seal the wood to protect it from consistently absorbing and losing moisture.



### Transparent Premium Sealant - Recommended for Outdoors:

Below are the 5 grades of wood we offer with the Transparent Premium Sealant applied. The color tones shown are close representations of the color your furniture will look like. There is no extra charge for the Transparent Premium Sealant:

|   |   |   |   |   |
|---|---|---|---|---|
|  |  |  |  |  |
| Douglas Fir<br>(10 yr. Warranty)  | Mosaic Eco-Wood<br>(10 yr. Warranty)  | Redwood<br>(15 yr. Warranty)  | Mature Redwood<br>(20 yr. Warranty)   | Old Growth<br>Redwood<br>(30 yr. Warranty)  |

We also offer the Transparent Premium Sealant with the following stains. There is a small charge for adding these stains because it increases the total amount of coats to 4 with the sealant as the final coats:

|  |  |   |   |  |
|--|--|---|---|--|
|  |  |  |  |  |
| Transparent  | Cherry Stain   | Coffee Stain  | Black Premium<br>Stain  | White Wash   |





Here is how the Coffee Stain looks like on Redwood



Here is how the Cherry Stain looks like on Redwood



Here is how the Black Premium Stain looks like on Redwood



Here is how the White Wash looks like on Redwood

## Tiger Stripe Effect

Douglas-Fir when stained dark creates a "tiger stripe" effect as shown in this photo. It is beautiful and most customers love it. If you are looking for a dark consistent stain and do not want to see a "tiger stripe effect", please go with any of the Redwood grades for a more consistent stain finish.



### Primers

- **Off-White Oil-Based Primer:** If you are painting a light color. We apply two coats so that it is ready for one final coat.
- **Gray Oil-Based Primer:** If you are painting a darker color. We apply two coats so that it is ready for the final coat.

## III. ASSEMBLY & CARE

Assembly instructions for: [Baja Outdoor Redwood Dining Table](#)

Assembly instructions for: [Luna Arch Back Wooden Chair](#)

Assembly instructions for: [Ruth Redwood Dining Chair](#)

Assembly instructions for: [Massive Wooden Dining Chair](#)

Assembly instructions for: [Classic Wooden Picnic Bench](#)

Assembly instructions for: [Wood Patio Bench](#)

Assembly instructions for: [Redwood Trestle Bench](#)

### All You Need is a Few Tools and a Friend.

Assembly is best done by two people and usually takes about half a day to a day, depending on size. Pergolas need a ratchet wrench, a hammer and a ladder to put them together. In some cases, you might need a drill to attach the posts into concrete. As with all our products, we preassemble pergolas in our shop to ensure everything fits together. All hardware is included and all parts are clearly labeled before it is shipped. We also include detailed step-by-step instructions.

Take a look at our assembly instructions below for specific details. If you plan to pour concrete to hold the posts, the project will require an additional half day prior to assembly. Please do the concrete pour a few days prior to assembly to allow the concrete to cure.

### **Installation Help.**

Special talent is not required to re-assemble our pergolas. But, if you would like help, [just let us know](#). We have our own team for installations in California, Nevada and Southern Arizona and a network of local contractors we recommend for farther afield.

**Care:** Your Forever Redwood Furniture will last for decades in year-round weather without maintenance.

Depending on the wood grade you choose, even with harsh year-round outdoor conditions, you can expect your furniture to last from ten to forty years without maintenance of any kind.

Being outside year-round is rough on any woods finish. The surface absorbs UV rays, pollution, constant variations in moisture and temperature and it also oxidizes. This is why most wood just doesn't hold up and the surface color slowly changes towards a silver patina over the years. But, with Forever Redwood, you don't have to worry. The silver patina is surface deep only (less than 1/64") and is not indicative of decay. Your set will last decades and is not compromised in any way by the surface color change. For example, we keep our display items as is without refinishing to show off this natural aging (we like the patina!).

Although Forever Redwood is maintenance-free, we recommended you take a few minutes as needed to clean by either hosing down and/or brushing/dusting away accumulated debris (no soap or chemicals needed). If you'd like to keep your set looking its best for decades, please go to: [Care and Finish](#).

## **IV. MATERIALS**

The secret to outdoor longevity begins and ends with the wood. We use generous amounts of the most decay resistant wood available. We encourage our customers to compare photos of our items side by side with any competing product. Thickness counts. Furniture that is thin and light simply won't last in the year round weather.

To keep your furniture beautiful, we use only stainless steel hardware and the highest quality stains and sealants. We use only the Sickens brand of sealants.

Our primary customer has always been the homeowner that appreciates spending a bit more for quality that will last decades.

Our products are installed with organizations that appreciate longevity like the U.S. Forest Service, U.S. military installations, State and City parks, golf clubs and hotels.

We are favored by many landscape architects and contractors because they can count on exceptional quality and quick personal service to complete projects.

We build each item by hand. This insures your set is finely finished and carefully inspected. Old-fashioned hand building also allows us to adjust the size or design of any item to fit your needs.

Because we are a forestry company, we can offer 5 exceptional wood grades to choose from our carefully managed forests with warranties of up to 30 years against decay in any weather. [Click for more about our 5 wood grades.](#)

## V. WARRANTY

Wood decay is warrantied up to 30 years depending on the wood grade. No other outdoor furniture manufacturer has warranties like this. The key is the excellent quality of our wood and the extra-thick timber designs of all our pieces.

### Wood Grades and Decay Warranty:

- Douglas-fir: 10 years
- Mosaic Eco-Wood: 10 years
- Redwood: 15 years
- Mature Redwood: 20 years
- Old-Growth Redwood: 30 years

Forever Redwood stands behind its products. We are committed to quickly resolving any issues that might occur. For more information please see our [Warranty](#) page.

## VI. SHIPPING

### We offer 4 Shipping Options in the U.S.:

- Rush Shipping (ships in 3 weeks).
- Priority Shipping (ships in 6 weeks).
- Standard Shipping (ships in 10 weeks).
- Free Shipping in the Continental U.S. (ships in 14 weeks).

### Notes for Orders requiring drawings or approvals:

All Shade Structure orders (Pergolas, Pavilions, Gazebos and Arbors) require drawings to make sure all details are agreed upon prior to building and to give our customers the ability to customize their structures to meet their needs. We also sometimes make custom changes to Swings, Planters, Benches, Tables and other standard production items per customer requests. If your order has a custom detail or is a shade structure, you will receive your first drawings via email within 5 business days of receiving your completed order with a deposit.



We will go back and forth with you as needed to fine tune the design to your liking prior to building it. Once you sign off on your drawings, your timeline for shipping will begin. Please keep this in mind. If you need a Rush Order and also drawings, it is best you call in your order so that we can organize ourselves to both complete your drawings on an expedited basis and meet your shipping deadline.

**Yes, you can have free shipping plus save 3% off your order!** We carefully hand build each Forever Redwood item. When you choose a longer ship out date, you give us more time to build. This lowers our cost and we pass the savings to you. If you choose the Wait & Save Shipping option and prefer we ship out on a specific date (up to 6 months in advance), just enter the date in the Comment Box at Checkout. If no note is included, we'll ship in 3 months.

Orders ship from San Diego, CA. Add 3 to 6 business days transit time (depending on location). We ship to any country. Canada orders ship in 6 weeks. To see Canadian shipping costs, just add item to cart.

For orders outside the U.S. or Canada, just enter your country in the shipping information section at checkout or in the shopping cart to see your freight cost. We ship outside the U.S. or Canada in 6 weeks. For all international shipments, the shipping companies handle any customs paperwork and then contact you to arrange delivery.

**Assembly Service Available Nationwide:** All orders over \$3,000. in size can choose to have Forever Redwood assemble for you. Just choose White Glove Service in the Shopping Cart or at Checkout. For more information on White Glove, please go to: [WHITE GLOVE](#).



If your artistically inclined, the crating makes a great canvas to:  
**Lion of the Tribe of Juda by Patricia Vallejo**



Some of the ugly guys from our install crew that will scare your children when they come install your order!