



FOREVER I REDWOOD

From the Forest, For the Forest since 1995

866.332.2403 (TOLL FREE); 7am – 7pm Pacific Time, Monday-Saturday

DIY WOOD GAZEBO



CONTENT

I.	DESCRIPTION	2
II.	SPECIFICATIONS	3
A.	Dimensions & Drawings	3
B.	Walls / Windows	5
C.	Gazebo Roof Type.....	6
D.	Gazebo Skylight Size	9
E.	Gazebo Flooring	11
F.	Gazebo Windows	12
G.	Gazebo Siding Height	13
H.	Gazebo Siding Orientation	13
I.	Gazebo Door Style	14
J.	Anchor Hardware Kit	15
K.	Accessory Bases & Shelving.....	16
L.	Finish Options	17
III.	ASSEMBLY & CARE.....	20
IV.	MATERIALS	21
V.	WARRANTY	22
VI.	SHIPPING	22

I. DESCRIPTION

Our custom made Redwood Gazebo kits are built to give you a premium outdoor experience with wood taken from already fell trees, ensuring minimal impact to the environment; something that we're very proud of here at Forever Redwood. Our DIY Wood Gazebo is meant for all the elements, for any season, and will last for decades regardless of where you live and what the climate is.

- **Every Forever Redwood Gazebo is custom built.** You can choose from our standard sizes and options or if you don't see a size or detail you'd like, [let us know](#).
- **Options include:** Windows (sliding or fixed, with or without screens), wood flooring, skylight choices and door styles (French or sliding). Door and window layout is flexible, wall height is flexible- yes, you can have us build it your way exactly.
- **Our Materials are guaranteed to last decades.** Redwood outlasts teak and cedar. We use oversized timbers, Stainless Steel hardware and the best weather resistant sealant.
- **Detailed Drawings are emailed within 5 business days.** Wood Gazebos are fully erected in the shop for easy re-assembly. No drilling, sanding or cutting needed. Ships in finished panels that are bolted together.
- We recommend ordering your gazebos with some lead time so you can spend time with our design team to get every detail just the way you want it. But, if you are an instant gratification kind of person, we can build and ship them as quickly as 2 weeks.
- Call or email us anytime to see how easy it is to build the perfect [wood gazebo kit](#). And, if you are not interested in putting it up, [let us know](#). We have install teams that travel the Continental U.S. for our lazy customers that do not want to lift a finger.

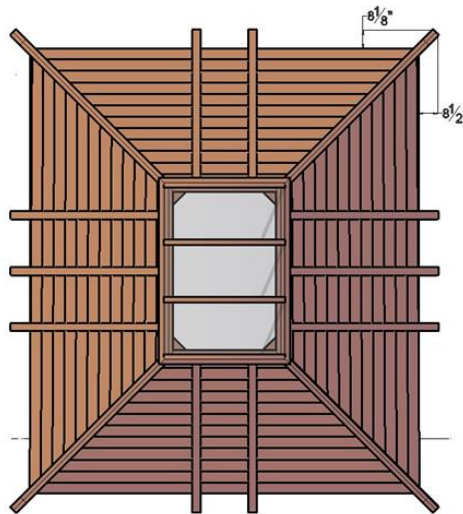
Forever Redwood DIY Wood Gazebo kits are warrantied for up to 30 years, and built with extra fittings to ensure unmatched stability and durability. Rain or shine, sleet or snow, these kits are built to last, and we guarantee it. Give us a call today to find out more about our DIY Wood Gazebo kits and [let us know](#) if you need help with installation. We've got you covered.

II. SPECIFICATIONS

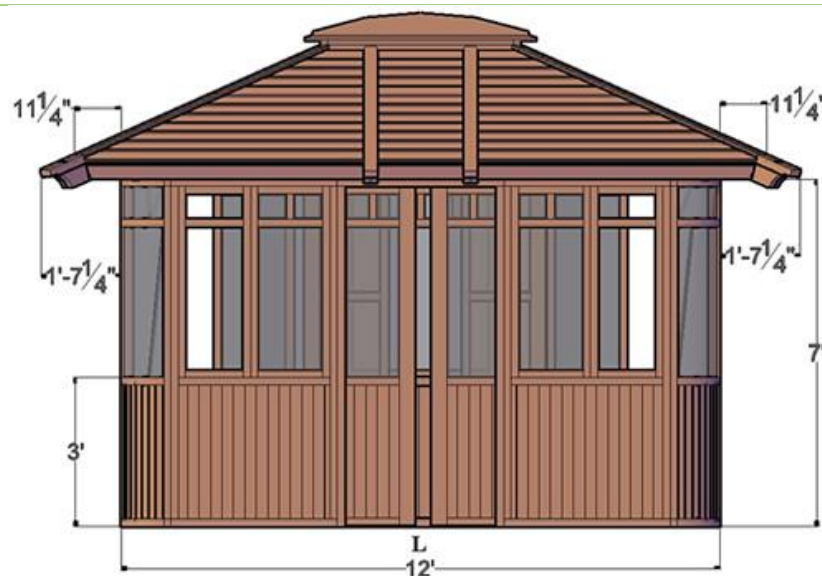
A. Dimensions & Drawings

We can customize our gazebos to suit your needs. Just tell us what size and what options you want. Prior to building any Gazebo, we provide our customers with a detailed drawing based on their proposed features. This lets you review any choices made and make any needed adjustments before it is built. Drawings are a great way to make certain all details have been considered and that your Gazebo will be exactly what you dreamed of.

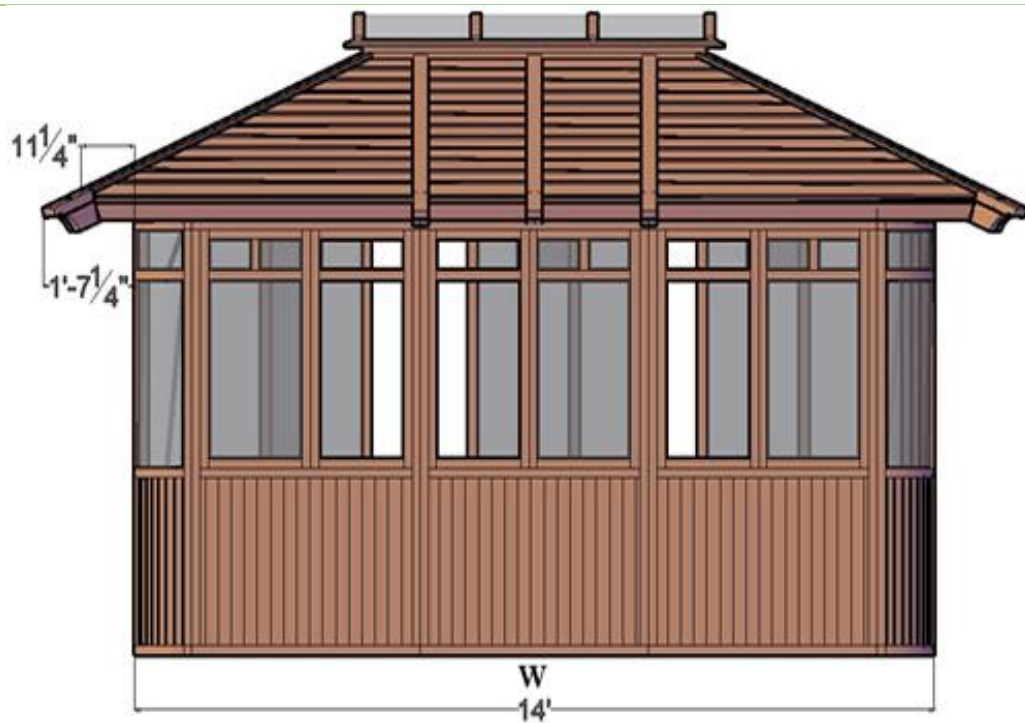
Dimensions Common to All Sizes: Walls are 7 feet tall.



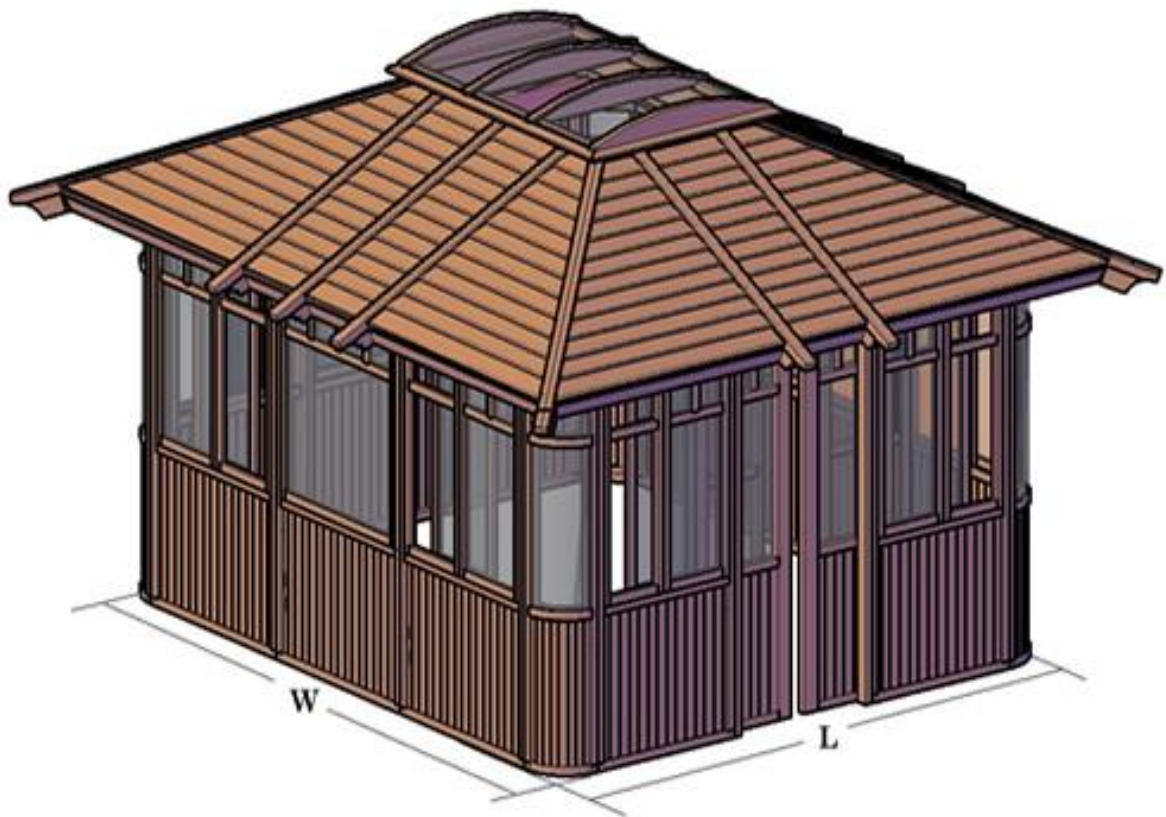
Top View



Length View



Width View



Isometric View

ROOF: Standard roof overhang is 12 inches.

L x W (Ft.)	Sq. Ft.	Wt. Range (Lbs.)	Std. Skylight (Ft.)
8 x 8	64	672 to 800	4 x 4
8 x 10	80	840 to 1000	4 x 4
8 x 12	96	1008 to 1200	4 x 6
8 x 14	112	1176 to 1400	4 x 8
8 x 16	128	1300 to 1540	4 x 8
10 x 10	100	1050 to 1250	4 x 4
10 x 12	120	1260 to 1500	4 x 6
10 x 14	140	1470 to 1750	4 x 8
10 x 16	160	1575 to 1875	4 x 8
12 x 12	144	1512 to 1800	4 x 8
12 x 14	168	1764 to 2100	4 x 8
12 x 16	192	2016 to 2400	4 x 8
14 x 14	196	2058 to 2450	4 x 8
14 x 16	224	2352 to 2800	4 x 8
16 x 16	256	2688 to 3200	4 x 8

B. Walls / Windows

The 360 Gazebo features fixed curved acrylic windows on each corner for a complete 360-degree view. All other windows can be your choice of sliding panels with screens or fixed window panels. Choose from four sliding windows with screens, four fixed windows, or two of each. Windows are semi-transparent tinted bronze acrylic allowing visibility while adding privacy and blocking the sun. The acrylic windows will not fade, and are also available in solid white or clear.

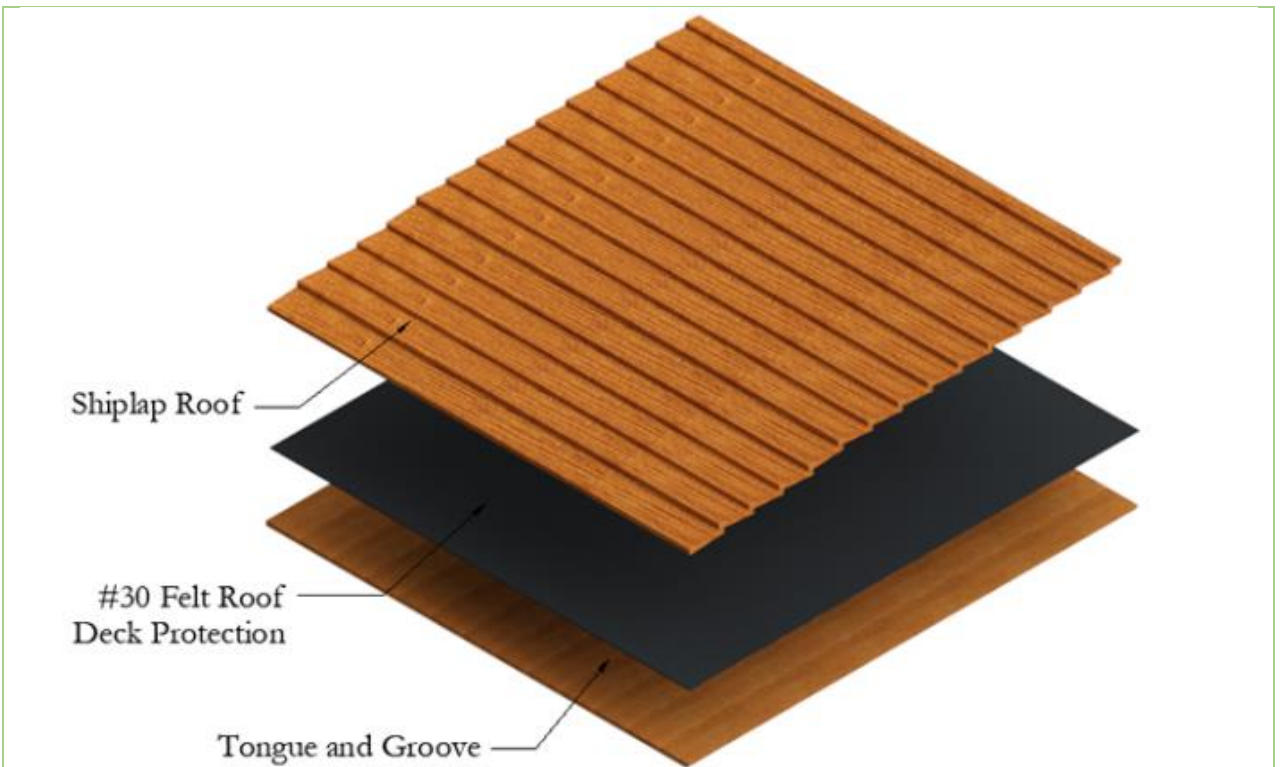
Standard exterior walls are 24 inches from the ground to the bottom of the window, with vertical redwood boards. You can choose to have the height of your walls be 30 inches or 36 inches instead. Total height of walls is 7 feet.

If you want a gazebo without any walls just the open pavilion-style framework plus roof, please [contact us](#) for pricing you will save between 20% to 30% depending on the size.

C. Gazebo Roof Type




Shiplap Roof



Shiplap Roof Specifications

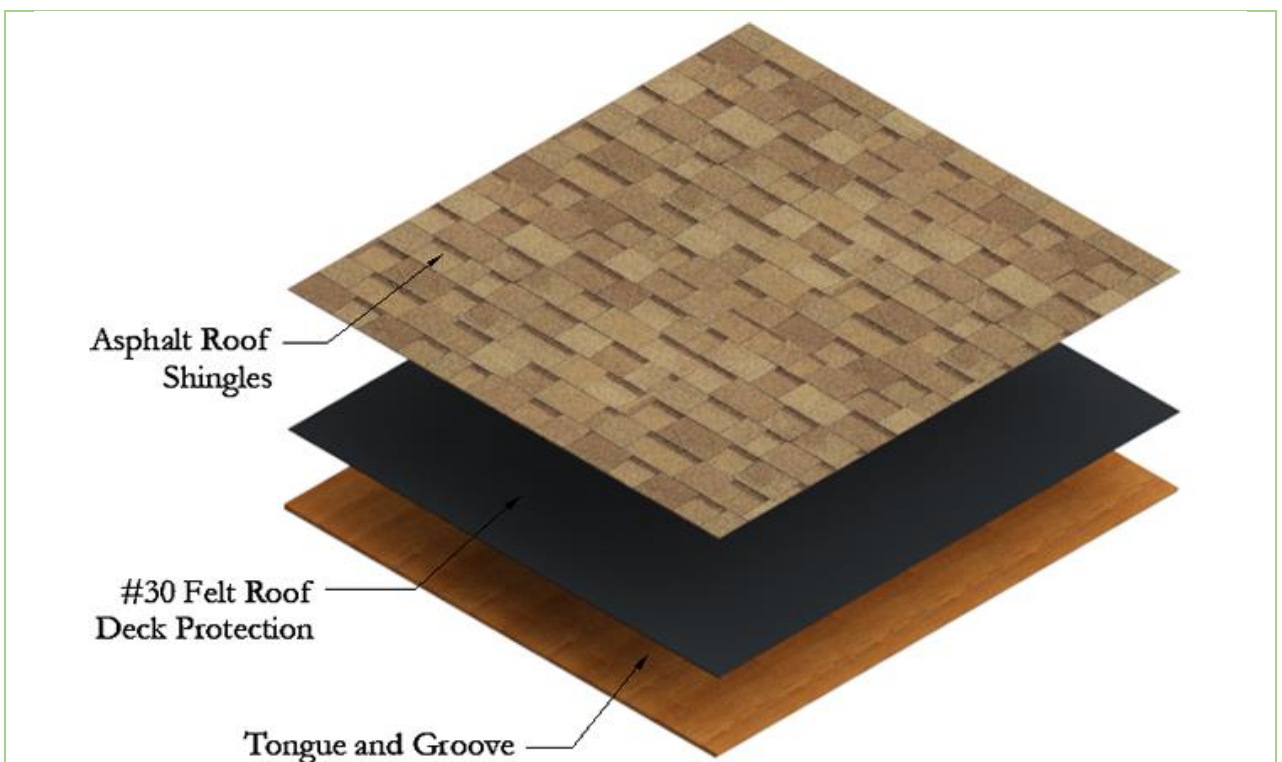


Wood Shingles






Asphalt Shingles



Asphalt Shingles Specifications



Metal Roof



Metal Roof Specifications

D. Gazebo Skylight Size

Depending on the size of your Gazebo, you can choose from several Skylight sizes. The Skylight comes with an 8 ft. long 2x2 wooden stick to allow you to easily open and close the skylight for added ventilation. If you'd like your Skylight to be fixed so that it cannot be opened, please let us know in the Comment Section.

Skylight opens for ventilation. Like the windows, you have the choice of bronze-tinted semi-transparent acrylic, solid white acrylic, or clear acrylic.





Skylight Open
(Photo shows 4' x 8' Skylight)



Skylight in Closed Position
(Photo shows 4' x 8' Skylight)

E. Gazebo Flooring

You can order your Gazebo with a Tongue & Groove Douglas-fir flooring. The Gazebos are usually placed on a concrete pad or a wood deck. Photo below shows the Gazebo without flooring on the lawn for maximum contrast. We recommend placing your Gazebo on a wood deck, concrete slab or a stone or tile or brick patio to elevate the walls off the ground for more year round use.



Douglas-fir tongue and groove flooring is an extra charge as shown in the price list. But if you order flooring with your gazebo, it is added without any additional shipping charge.

F. Gazebo Windows

Your Gazebo can have either fixed windows or sliding windows in any configuration you'd like. You can have all fixed or all sliding windows with screens (same cost). Or, you can have a mix of fixed and sliding windows.

If you choose a mix of sliding and fixed windows, we will contact you to see what your layout preference is. Or, if you know, just make a note in the comment box at checkout. Prior to building any gazebo, we prepare a drawing showing how the windows and doors are laid out to give you an opportunity to make any last minute changes before construction.

NOTE: Window height is determined by wall height and the height of the siding below the windows. You can choose the siding below the windows to be 24, 30 or 36" in height. Gazebo walls are 7' tall in most cases. So, the taller the siding, the shorter the windows. More siding gives more privacy but less visibility. This is the tradeoff. Cost is the same regardless of the siding height you choose.

Sometimes, the solution is to have the walls made taller by 6 or 12 inches. If you'd like to make the walls taller, let us know. There is an added cost for the taller walls, that varies depending on how tall and how large your Gazebo is.



All sliding windows with screens.

G. Gazebo Siding Height

Gazebo walls are a standard 7' tall. Below the windows we offer wood siding in 3 different height options. The height of the siding sets the height of the windows above it. For maximum window visibility, set your siding height at 24". For greater privacy, set your siding height to 30" or 36".



The picture shows the measures relevant to each area.

H. Gazebo Siding Orientation



Gazebo Siding Horizontal Orientation

(Siding Height is an option.
Heights available are 24", 30" or 36". Photo
above shows siding at 24" H).



Gazebo Siding Vertical Orientation

(Siding Height is an option.
Heights available are 24", 30" or 36". Photo
above shows siding at 24" H).

I. Gazebo Door Style

Doors are centered on the wall. The standard 360 Gazebo has double sliding Japanese doors with sliding screens. You can also choose French doors, on hinges opening outward, without screens (no extra charge). And you can have one, two, three or four sets of doors in place of the windows (one per wall instead of windows at no extra charge).




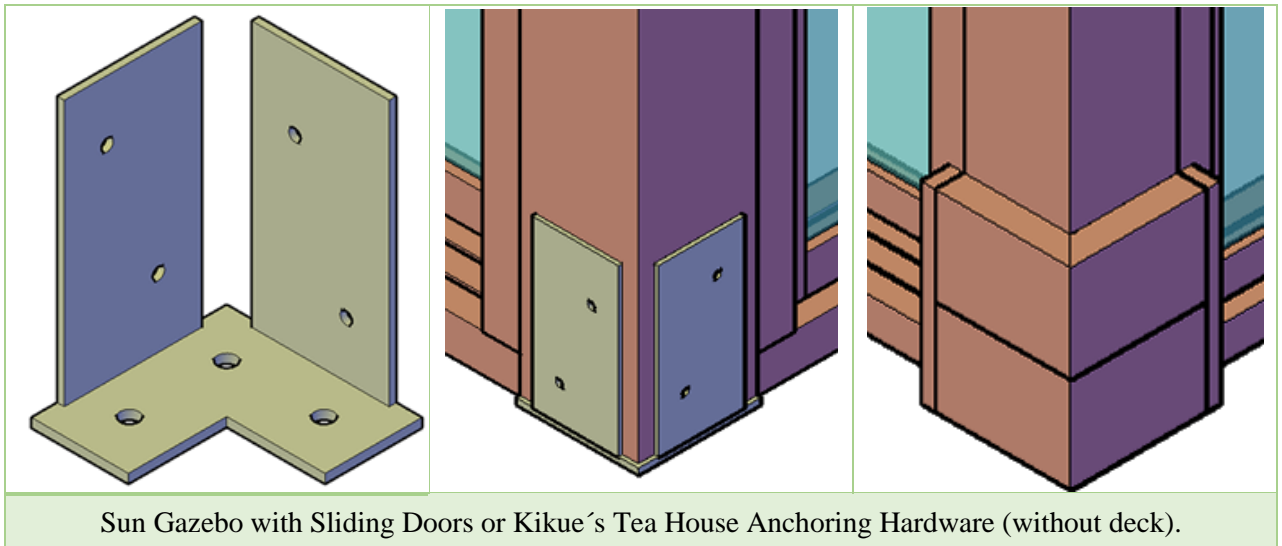
French Doors (both open out)



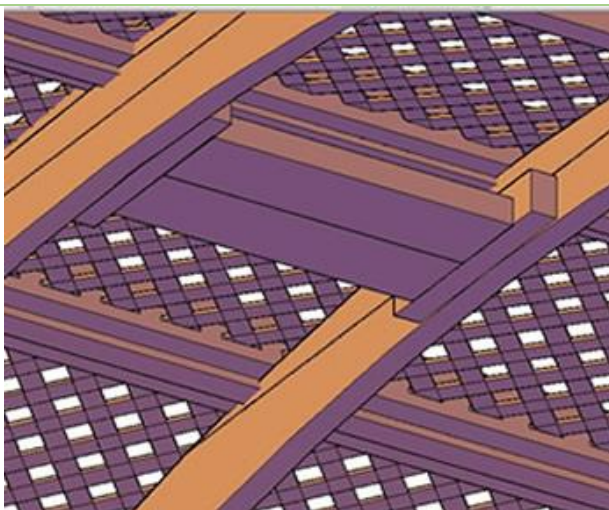
Japanese Doors (2 doors, each slides into wall)

J. Anchor Hardware Kit

We will send to you the necessary hardware to attach your gazebo to the stone, brick, concrete (all with Anchor Bolts) or wood (with Lag Bolts). Please, let us know if your gazebo has a deck or not and where you want place it. We will send you the appropriate hardware for that.



K. Accessory Bases & Shelving



Ceiling Fan Base Drawing



Ceiling Fan Base



Roof Fan



Pavilion with 2 Ceiling Fan Base

Attach the Ceiling Fan base between the rafters with 4 bolts (two per side). The paddle fan is usually placed in the center of the Pavilion's ceiling, but of course, you can place it almost anywhere you have sufficient head space.

Many customers have told us that by far the best manufacturer is a company out of Kentucky called the **Big Ass Fan** Company. Funny name, great fans. They move a lot of air, are quiet and are probably the best in the business.

L. Finish Options

All our furniture ships finely sanded to 220 grit for a smooth to the touch finish.

The most popular finish is our Transparent Premium Sealant. This sealant leaves your furniture looking natural and helps keep the beautiful wood surface colors from fading for several years. We use Sickens brand finishes because they are the best finishes on the market. For more information about our finishes and how to keep your furniture looking great year after year, please go to: [Care & Finish.](#)

Unfinished (fine sanding only):



If you are applying your own stain or want the surface color to fade to a "weathered look" in a few months. We do not recommend you leave your furniture unfinished outdoors for any extended period regardless of wood quality. Outdoor weather changes constantly and it is best to at least seal the wood to protect it from consistently absorbing and losing moisture.

Transparent Premium Sealant - Recommended for Outdoors:

Below are the 5 grades of wood we offer with the Transparent Premium Sealant applied. The color tones shown are close representations of the color your furniture will look like. There is no extra charge for the Transparent Premium Sealant:


				
Douglas Fir (10 yr. Warranty)	Mosaic Eco-Wood (10 yr. Warranty)	Redwood (15 yr. Warranty)	Mature Redwood (20 yr. Warranty)	Old Growth Redwood (30 yr. Warranty)

We also offer the Transparent Premium Sealant with the following stains. There is a small charge for adding these stains because it increases the total amount of coats to 4 with the sealant as the final coats:

				
Transparent	Cherry Stain	Coffee Stain	Black Premium Stain	White Wash



Here is how the Coffee Stain looks like on Redwood



Here is how the Cherry Stain looks like on Redwood



Here is how the Black Premium Stain looks like on Redwood



Here is how the White Wash looks like on Redwood

Tiger Stripe Effect

Douglas-Fir when stained dark creates a "tiger stripe" effect as shown in this photo. It is beautiful and most customers love it. If you are looking for a dark consistent stain and do not want to see a "tiger stripe effect", please go with any of the Redwood grades for a more consistent stain finish.



Primers

- **Off-White Oil-Based Primer:** If you are painting a light color. We apply two coats so that it is ready for one final coat.
- **Gray Oil-Based Primer:** If you are painting a darker color. We apply two coats so that it is ready for the final coat.

III. ASSEMBLY & CARE

Assembly Instructions for: [DIY Wood Gazebo](#).

All You Need is a Few Tools and a Friend.

Assembly is best done by two people and usually takes about half a day to a day, depending on size. Pergolas need a ratchet wrench, a hammer and a ladder to put them together. In some cases, you might need a drill to attach the posts into concrete. As with all our products, we preassemble pergolas in our shop to ensure everything fits together. All hardware is included and all parts are clearly labeled before it is shipped. We also include detailed step-by-step instructions.

Take a look at our assembly instructions below for specific details. If you plan to pour concrete to hold the posts, the project will require an additional half day prior to assembly. Please do the concrete pour a few days prior to assembly to allow the concrete to cure.

Installation Help.

Special talent is not required to re-assemble our pergolas. But, if you would like help, [just let us know](#). We have our own team for installations in California, Nevada and Southern Arizona and a network of local contractors we recommend for farther afield.

Care: Your Forever Redwood Furniture will last for decades in year-round weather without maintenance.

Depending on the wood grade you choose, even with harsh year-round outdoor conditions, you can expect your furniture to last from ten to forty years without maintenance of any kind.

Being outside year-round is rough on any woods finish. The surface absorbs UV rays, pollution, constant variations in moisture and temperature and it also oxidizes. This is why most wood just doesn't hold up and the surface color slowly changes towards a silver patina over the years. But, with Forever Redwood, you don't have to worry. The silver patina is surface deep only (less than 1/64") and is not indicative of decay. Your set will last decades and is not compromised in any way by the surface color change. For example, we keep our display items as is without refinishing to show off this natural aging (we like the patina!).

Although Forever Redwood is maintenance-free, we recommended you take a few minutes as needed to clean by either hosing down and/or brushing/dusting away accumulated debris (no soap or chemicals needed). If you'd like to keep your set looking its best for decades, please go to: [Care and Finish](#).

IV. MATERIALS

The secret to outdoor longevity begins and ends with the wood. We use generous amounts of the most decay resistant wood available. We encourage our customers to compare photos of our items side by side with any competing product. Thickness counts. Furniture that is thin and light simply won't last in the year round weather.

To keep your furniture beautiful, we use only stainless steel hardware and the highest quality stains and sealants. We use only the Sickens brand of sealants.

Our primary customer has always been the homeowner that appreciates spending a bit more for quality that will last decades.

Our products are installed with organizations that appreciate longevity like the U.S. Forest Service, U.S. military installations, State and City parks, golf clubs and hotels.

We are favored by many landscape architects and contractors because they can count on exceptional quality and quick personal service to complete projects.

We build each item by hand. This insures your set is finely finished and carefully inspected. Old-fashioned hand building also allows us to adjust the size or design of any item to fit your needs.

Because we are a forestry company, we can offer 5 exceptional wood grades to choose from our carefully managed forests with warranties of up to 30 years against decay in any weather. [Click for more about our 5 wood grades.](#)

V. WARRANTY

Wood decay is warrantied up to 30 years depending on the wood grade. No other outdoor furniture manufacturer has warranties like this. The key is the excellent quality of our wood and the extra-thick timber designs of all our pieces.

Wood Grades and Decay Warranty:

- Douglas-fir: 10 years
- Mosaic Eco-Wood: 10 years
- Redwood: 15 years
- Mature Redwood: 20 years
- Old-Growth Redwood: 30 years

Forever Redwood stands behind its products. We are committed to quickly resolving any issues that might occur. For more information please see our [Warranty](#) page.

VI. SHIPPING

We offer 4 Shipping Options in the U.S.:

- Rush Shipping (ships in 3 weeks).
- Priority Shipping (ships in 6 weeks).
- Standard Shipping (ships in 10 weeks).
- Free Shipping in the Continental U.S. (ships in 14 weeks).

Notes for Orders requiring drawings or approvals:

All Shade Structure orders (Pergolas, Pavilions, Gazebos and Arbors) require drawings to make sure all details are agreed upon prior to building and to give our customers the ability to customize their structures to meet their needs. We also sometimes make custom changes to Swings, Planters, Benches, Tables and other standard production items per customer requests. If your order has a custom detail or is a shade structure, you will receive your first drawings via email within 5 business days of receiving your completed order with a deposit.

We will go back and forth with you as needed to fine tune the design to your liking prior to building it. Once you sign off on your drawings, your timeline for shipping will begin. Please keep this in mind. If you need a Rush Order and also drawings, it is best you call in your order so that we can organize ourselves to both complete your drawings on an expedited basis and meet your shipping deadline.

Yes, you can have free shipping plus save 3% off your order! We carefully hand build each Forever Redwood item. When you choose a longer ship out date, you give us more time to build. This lowers our cost and we pass the savings to you. If you choose the Wait & Save Shipping option and prefer we ship out on a specific date (up to 6 months in advance), just enter the date in the Comment Box at Checkout. If no note is included, we'll ship in 3 months.

Orders ship from San Diego, CA. Add 3 to 6 business days transit time (depending on location). We ship to any country. Canada orders ship in 6 weeks. To see Canadian shipping costs, just add item to cart.

For orders outside the U.S. or Canada, just enter your country in the shipping information section at checkout or in the shopping cart to see your freight cost. We ship outside the U.S. or Canada in 6 weeks. For all international shipments, the shipping companies handle any customs paperwork and then contact you to arrange delivery.

Assembly Service Available Nationwide: All orders over \$3,000. in size can choose to have Forever Redwood assemble for you. Just choose White Glove Service in the Shopping Cart or at Checkout. For more information on White Glove, please go to: [WHITE GLOVE](#).



If your artistically inclined, the crating makes a great canvas to:
Lion of the Tribe of Juda by Patricia Vallejo



Some of the ugly guys from our install crew that will scare your children when they come install your order!