



# FOREVER REDWOOD

*From the Forest, For the Forest since 1995*

866.332.2403 (TOLL FREE); 7am – 7pm Pacific Time, Monday-Saturday

## ENTRYWAY ARBOR



# CONTENT

I. DESCRIPTION .....	2
II. SPECIFICATIONS .....	2
A. Dimensions & Drawings .....	2
B. Arbor Post Anchoring .....	3
C. Finish Options .....	5
III. ASSEMBLY & CARE.....	8
IV. MATERIALS .....	9
V. WARRANTY .....	10
VI. SHIPPING.....	10

## I. DESCRIPTION

At Forever Redwood, we pride ourselves on making the most durable, functional, and stylish outdoor furnishings in the industry, and our Entry Arbor custom-made kits exemplify this. They are built to last in any type of weather, and are designed with both beauty and functionality in mind. We build our Entryway Arbor kits using only restoration timber, meaning that our construction has very little environmental impact. We also double-build our Entry Arbor kits, meaning they will last longer than practically anything else on the market.

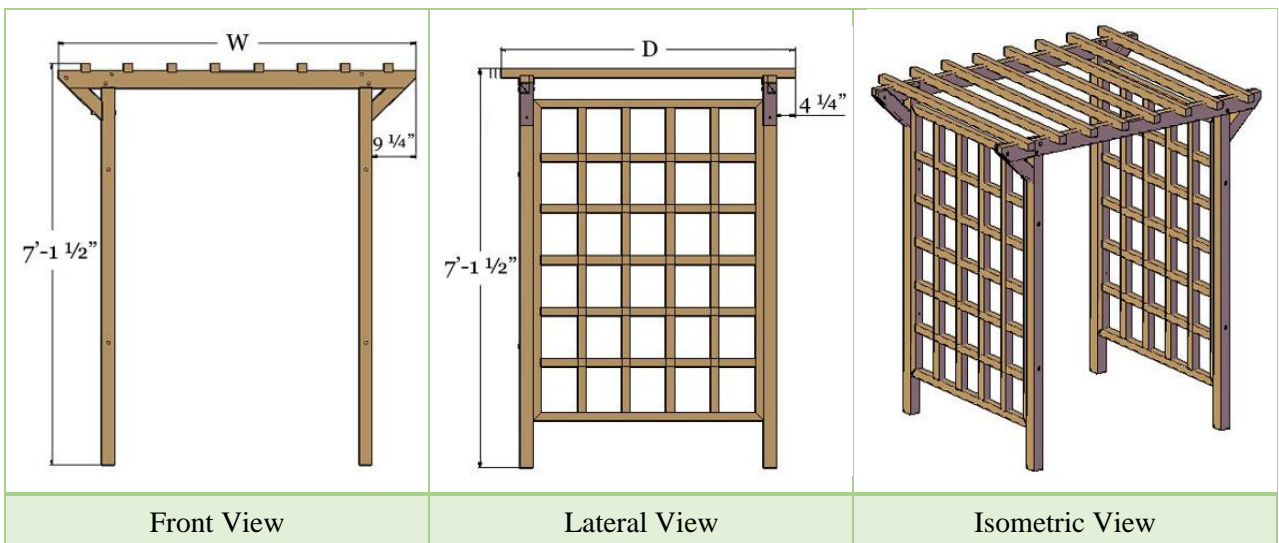
- Quality thick-timbered frame is stable as a stand-alone garden piece or can be secured in concrete.
- Choose from several sizes and heights to fit your needs for an entryway arbor.
- Materials that last a lifetime. From thick timbered, finely finished Redwood that outlasts teak and cedar to stainless steel hardware and the best weather resistant sealants.
- This wood arbor kits is easy to assemble and maintain. Ships in less than 15 parts with all the hardware.

We offer this kit, as well as all of our other products with a lifetime guarantee, and warranties that last for up to 30 years. Assembly is simple and maintenance is very low stress, and hardly needed. Here at Forever Redwood, we customize each order to fit your specific style and space needs, and can even send a team to help assemble your new Entry Arbor kit for you. Call us today to find out more.

## II. SPECIFICATIONS

### A. Dimensions & Drawings

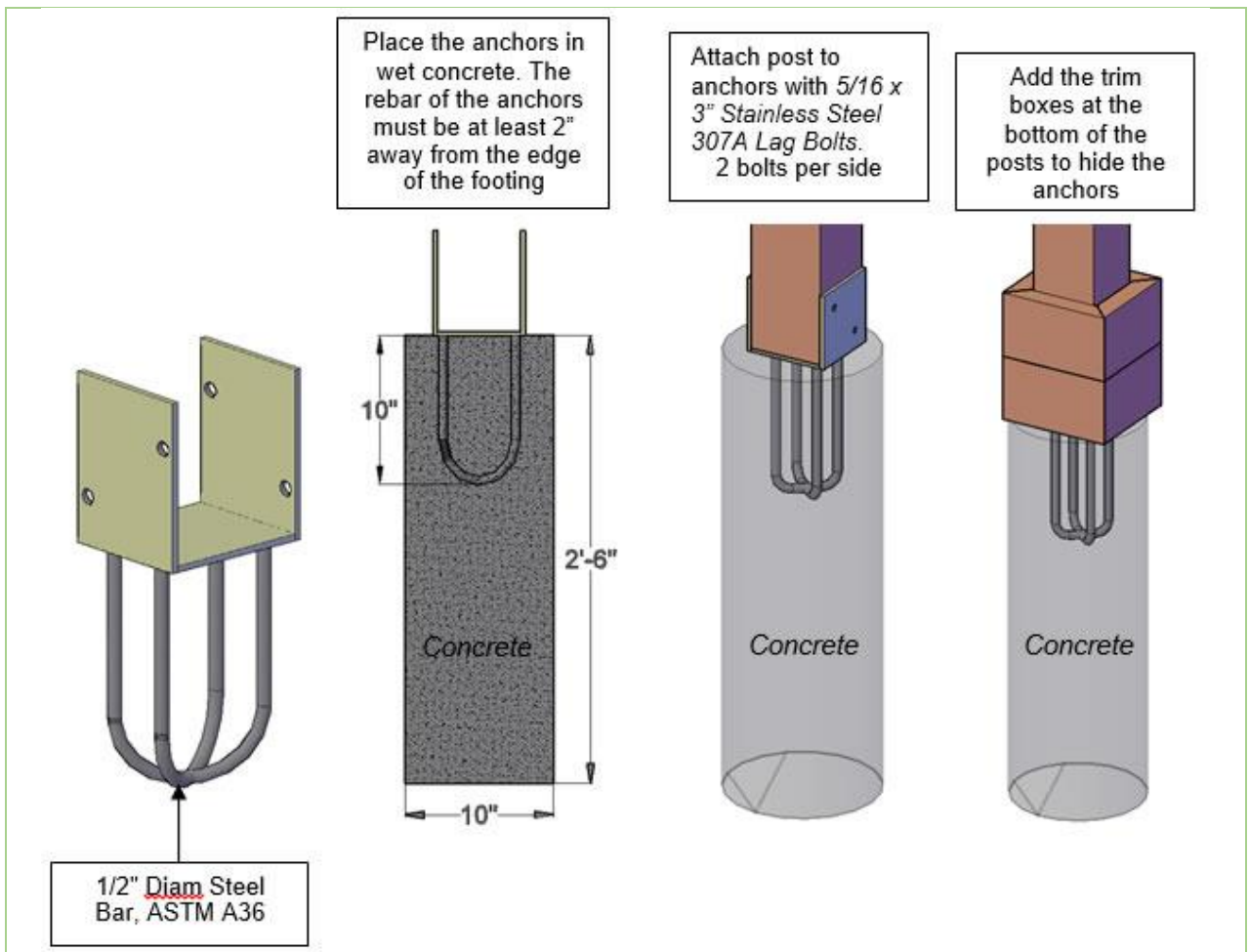
Annapolis Garden Arbors are available from 48" to 80" wide (W) and from 32" to 72" deep (D). Total height is 85.5" H.



## B. Arbor Post Anchoring

### Gale Wind Anchor Kit

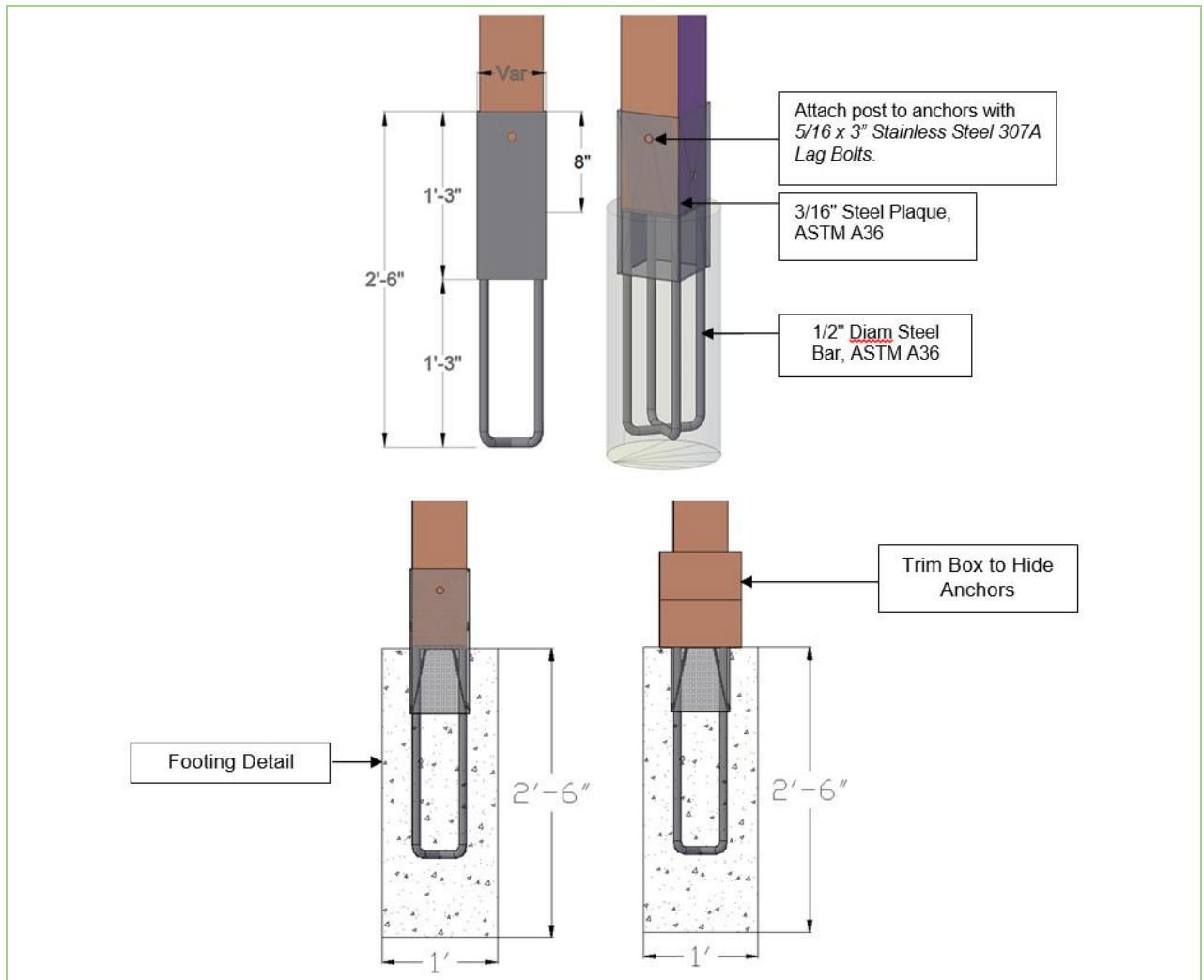
Gale Wind Anchors are recommended for installations where strong winds of up to 100 mph are expected occasionally. It is not recommended for hurricane areas. Each Pergola, Pavilion and Arbor order includes drawings for concrete installation instructions. The Gale Wind Anchors are normally installed in a 30 inch deep concrete pour that is 10" x 10" or 10" in diameter as shown:



**Note:** In areas where the ground freezes, please go 6 inches below your frost line with the concrete pour.



## Hurricane Wind Anchor Kit.



We have installed our Arbor in Hurricane areas with the Hurricane Wind Anchor kit shown above. It is rated to withstand winds of up to 150 miles per hour. The recommended installation is to dig a 12" x 12" hole that is 30" deep and place a significant portion of the anchor in concrete underground as shown in the drawings below. For best results, we recommend doing the concrete work at least 3 days ahead of the Arbor install so the concrete will cure prior to attaching the Arbor to it. For best results, we recommend doing the concrete work at least 3 days ahead of the Arbor install so the concrete will cure prior to attaching the Arbor to it. You then place the wood posts in the cradle and bolt the wood to the anchor. We supply wood trim pieces to hide the metal hardware completely so the bottom of the posts looks like they have a wooden boot around them when installation is complete.

### Notes:

- If your Arbor is placed in a snow area, the concrete must be 6 inches below the frost line.
- At least 2" clearance between edge and steel to be filled by concrete.

## C. Finish Options

All our furniture ships finely sanded to 220 grit for a smooth to the touch finish.

The most popular finish is our Transparent Premium Sealant. This sealant leaves your furniture looking natural and helps keep the beautiful wood surface colors from fading for several years. We use Sikkens brand finishes because they are the best finishes on the market. For more information about our finishes and how to keep your furniture looking great year after year, please go to: [Care & Finish](#).

### Unfinished (fine sanding only):



If you are applying your own stain or want the surface color to fade to a "weathered look" in a few months. We do not recommend you leave your furniture unfinished outdoors for any extended period regardless of wood quality. Outdoor weather changes constantly and it is best to at least seal the wood to protect it from consistently absorbing and losing moisture.

### Transparent Premium Sealant - Recommended for Outdoors:

Below are the 5 grades of wood we offer with the Transparent Premium Sealant applied. The color tones shown are close representations of the color your furniture will look like. There is no extra charge for the Transparent Premium Sealant:



We also offer the Transparent Premium Sealant with the following stains. There is a small charge for adding these stains because it increases the total amount of coats to 4 with the sealant as the final coats:







Here is how the Coffee Stain looks like on Redwood



Here is how the Cherry Stain looks like on Redwood



Here is how the Black Premium Stain looks like on Redwood



Here is how the White Wash looks like on Redwood

### **Tiger Stripe Effect**

Douglas-Fir when stained dark creates a "tiger stripe" effect as shown in this photo. It is beautiful and most customers love it. If you are looking for a dark consistent stain and do not want to see a "tiger stripe effect", please go with any of the Redwood grades for a more consistent stain finish.





### Primers

- **Off-White Oil-Based Primer:** If you are painting a light color. We apply two coats so that it is ready for one final coat.
- **Gray Oil-Based Primer:** If you are painting a darker color. We apply two coats so that it is ready for the final coat.

## III. ASSEMBLY & CARE

Assembly Instructions for: [Entryway Arbor](#).

### All You Need is a Few Tools and a Friend.

Assembly is best done by two people and usually takes about half a day to a day, depending on size. Pergolas need a ratchet wrench, a hammer and a ladder to put them together. In some cases, you might need a drill to attach the posts into concrete. As with all our products, we preassemble pergolas in our shop to ensure everything fits together. All hardware is included and all parts are clearly labeled before it is shipped. We also include detailed step-by-step instructions.

Take a look at our assembly instructions below for specific details. If you plan to pour concrete to hold the posts, the project will require an additional half day prior to assembly. Please do the concrete pour a few days prior to assembly to allow the concrete to cure.

## Installation Help.

Special talent is not required to re-assemble our pergolas. But, if you would like help, [just let us know](#). We have our own team for installations in California, Nevada and Southern Arizona and a network of local contractors we recommend for farther afield.

**Care:** Your Forever Redwood Furniture will last for decades in year-round weather without maintenance.

Depending on the wood grade you choose, even with harsh year-round outdoor conditions, you can expect your furniture to last from ten to forty years without maintenance of any kind.

Being outside year-round is rough on any woods finish. The surface absorbs UV rays, pollution, constant variations in moisture and temperature and it also oxidizes. This is why most wood just doesn't hold up and the surface color slowly changes towards a silver patina over the years. But, with Forever Redwood, you don't have to worry. The silver patina is surface deep only (less than 1/64") and is not indicative of decay. Your set will last decades and is not compromised in any way by the surface color change. For example, we keep our display items as is without refinishing to show off this natural aging (we like the patina!).

Although Forever Redwood is maintenance-free, we recommended you take a few minutes as needed to clean by either hosing down and/or brushing/dusting away accumulated debris (no soap or chemicals needed). If you'd like to keep your set looking its best for decades, please go to: [Care and Finish](#).

## IV. MATERIALS

The secret to outdoor longevity begins and ends with the wood. We use generous amounts of the most decay resistant wood available. We encourage our customers to compare photos of our items side by side with any competing product. Thickness counts. Furniture that is thin and light simply won't last in the year round weather.

To keep your furniture beautiful, we use only stainless steel hardware and the highest quality stains and sealants. We use only the Sickens brand of sealants.

Our primary customer has always been the homeowner that appreciates spending a bit more for quality that will last decades.

Our products are installed with organizations that appreciate longevity like the U.S. Forest Service, U.S. military installations, State and City parks, golf clubs and hotels.

We are favored by many landscape architects and contractors because they can count on exceptional quality and quick personal service to complete projects.

We build each item by hand. This insures your set is finely finished and carefully inspected. Old-fashioned hand building also allows us to adjust the size or design of any item to fit your needs.

Because we are a forestry company, we can offer 5 exceptional wood grades to choose from our carefully managed forests with warranties of up to 30 years against decay in any weather. [Click for more about our 5 wood grades.](#)

## V. WARRANTY

Wood decay is warranted up to 30 years depending on the wood grade. No other outdoor furniture manufacturer has warranties like this. The key is the excellent quality of our wood and the extra-thick timber designs of all our pieces.

### Wood Grades and Decay Warranty:

- Douglas-fir: 10 years
- Mosaic Eco-Wood: 10 years
- Redwood: 15 years
- Mature Redwood: 20 years
- Old-Growth Redwood: 30 years

Forever Redwood stands behind its products. We are committed to quickly resolving any issues that might occur. For more information please see our [Warranty](#) page.

## VI. SHIPPING

### We offer 4 Shipping Options in the U.S.:

- Rush Shipping (ships in 3 weeks).
- Priority Shipping (ships in 6 weeks).
- Standard Shipping (ships in 10 weeks).
- Free Shipping in the Continental U.S. (ships in 14 weeks).

### Notes for Orders requiring drawings or approvals:

All Shade Structure orders (Pergolas, Pavilions, Gazebos and Arbors) require drawings to make sure all details are agreed upon prior to building and to give our customers the ability to customize their structures to meet their needs. We also sometimes make custom changes to Swings, Planters, Benches, Tables and other standard production items per customer requests. If your order has a custom detail or is a shade structure, you will receive your first drawings via email within 5 business days of receiving your completed order with a deposit.



We will go back and forth with you as needed to fine tune the design to your liking prior to building it. Once you sign off on your drawings, your timeline for shipping will begin. Please keep this in mind. If you need a Rush Order and also drawings, it is best you call in your order so that we can organize ourselves to both complete your drawings on an expedited basis and meet your shipping deadline.

**Yes, you can have free shipping plus save 3% off your order!** We carefully hand build each Forever Redwood item. When you choose a longer ship out date, you give us more time to build. This lowers our cost and we pass the savings to you. If you choose the Wait & Save Shipping option and prefer we ship out on a specific date (up to 6 months in advance), just enter the date in the Comment Box at Checkout. If no note is included, we'll ship in 3 months.

Orders ship from San Diego, CA. Add 3 to 6 business days transit time (depending on location). We ship to any country. Canada orders ship in 6 weeks. To see Canadian shipping costs, just add item to cart.

For orders outside the U.S. or Canada, just enter your country in the shipping information section at checkout or in the shopping cart to see your freight cost. We ship outside the U.S. or Canada in 6 weeks. For all international shipments, the shipping companies handle any customs paperwork and then contact you to arrange delivery.

**Assembly Service Available Nationwide:** All orders over \$3,000. in size can choose to have Forever Redwood assemble for you. Just choose White Glove Service in the Shopping Cart or at Checkout. For more information on White Glove, please go to: [WHITE GLOVE](#).



If your artistically inclined, the crating makes a great canvas to:  
**Lion of the Tribe of Juda by Patricia Vallejo**



Some of the ugly guys from our install crew that will scare your children when they come install your order!