



# FOREVER REDWOOD

*From the Forest, For the Forest since 1995*

---

866.332.2403 (TOLL FREE); 7am – 7pm Pacific Time, Monday-Saturday

## FOREVER PICNIC TABLES (ATTACHED BENCHES)



# CONTENT

I.	DESCRIPTION .....	2
II.	SPECIFICATIONS .....	2
A.	Dimensions & Drawings .....	2
B.	ADA Accessibility Option .....	4
C.	Tabletop Styles .....	6
D.	Corner Styles .....	7
E.	Umbrella Hole .....	7
F.	Finish Options .....	9
III.	ASSEMBLY & CARE.....	12
IV.	MATERIALS .....	13
V.	WARRANTY .....	14
VI.	SHIPPING .....	14

## I. DESCRIPTION

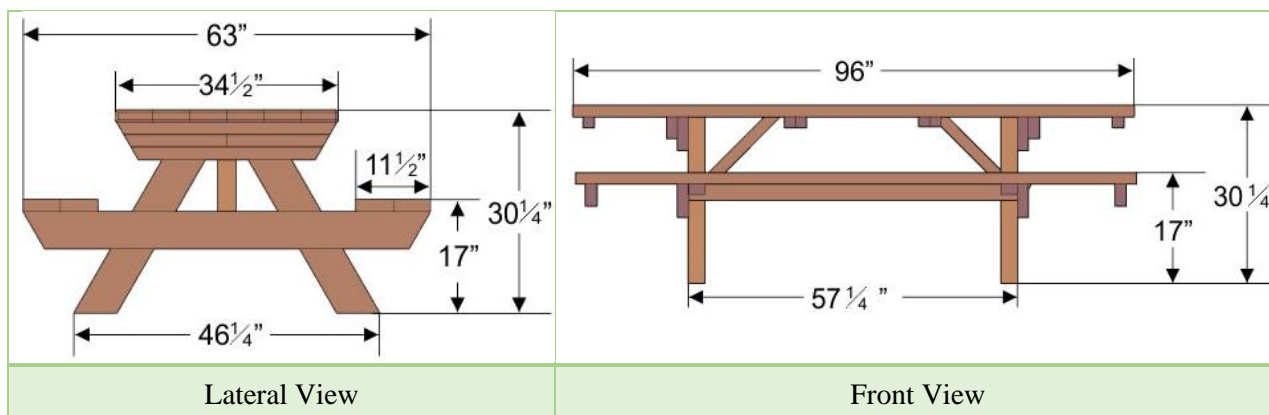
The benefits of buying a Redwood Picnic Table from Forever Redwood are immense, but one of the ones we're most proud of is our commitment to the environment. We build our tables and products with 100% restoration forestry lumber, ensuring minimal effect on the California Redwood population. We also pride ourselves on our meticulous construction and design standards, which you can see and feel in each one of our Redwood Picnic Tables.

- Available in lengths from 4 to 14 feet to seat up to 18 adults comfortably.
- **Each table is handmade per your instructions.** Choose your length, tabletop width, corner styles, umbrella hole and other options to make the table just the way you'd like.
- **Materials to Last a Lifetime** - extra thick Redwood outlasts cedar or teak. We use only stainless hardware and the best weather resistant sealant.
- **Fast assembly.** wood tables ship in less than 15 parts. Tabletop and benchtops always ship assembled. Just add the legs and supports and enjoy.

Order now online and we'll send you a detailed, customized design that meets your demands, in less than 5 days. You can have your table shipped directly to your house (anywhere in the Continental US), and put it together in less than a day. If you live in California, we can even come and set it all up for you, for an extra fee. Give us a call or e-mail to go over the specifics, today!

## II. SPECIFICATIONS

### A. Dimensions & Drawings



Tabletop boards are 5 3/4" W, this is why the widths run in 5 3/4" increments. Picnic tables have a default Height of 30 1/4". Any of the dimensions shown can be altered if you require a custom height or width. Just let us know.

If the table is going to be used for meals, there is a common upgrade often made that you should be aware of:

If you plan to place food platters on the table, a 36" W tabletop is a bit narrow to hold both food platters and provide enough space for place settings on both sides of the table. Also, if you'd like to have comfortable place settings on the ends of the table that do not conflict with someone sitting on the side corners. Adding an extra 6 or 12 inches (to a 42" or a 48" W tabletop) not only creates the space in the center for the food platters, but also creates a place setting on both ends of the table. As far as useful space, you create more by adding a foot in width than a foot in length.

Benches, whether attached or unattached, have a bench top width of 11 1/2". Unattached benches have legs that flare out to 17" at base/ground level. If you choose end tables with your set, they are built 6" shorter than the width of the table to ensure the benches don't bump into the side benches when used close to the table. Just [let us know](#) if you'd like something different.

Bench top, Tabletop and leg boards are 1 7/8" thick. All tables over 8' L have legs made with 2 7/8" thick timbers for proper support. All tables over 10' L have 3 sets of legs for proper support. The 10' table is usually made with just 2 sets of legs, but if you'd like a third set of legs, just let us know in the comment section at checkout (no extra charge).

The following table weights were calculated using the default 36" tabletop width in Redwood. Douglas-fir weighs approximately 20% more:

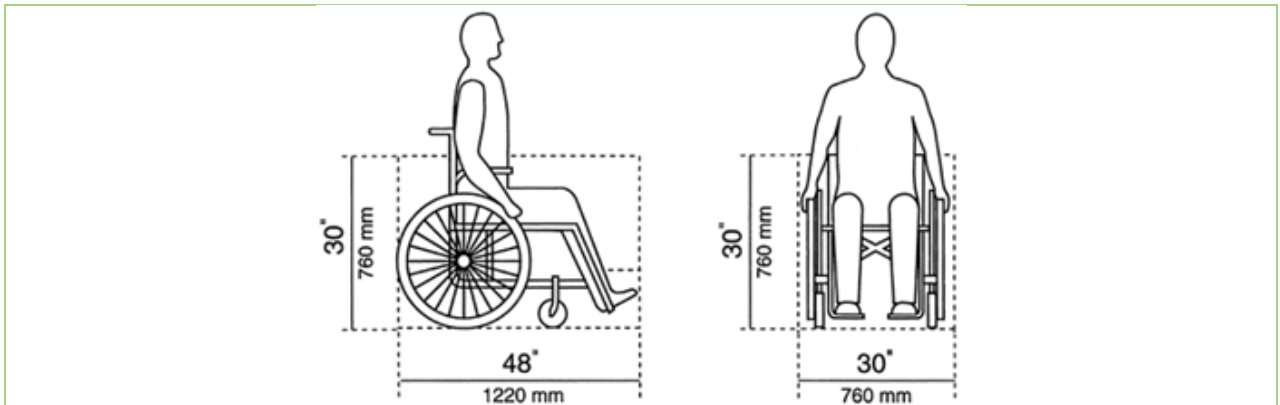
Number of Adults who can Dine Comfortably. (Based on a std. 36" width table).				
Table Length (L)	Side Benches Only	Add End Benches	Approx. Weight Table Alone	Approx. Weight Table w/ Benches.
4 ft.	4	6	100 lbs.	160 lbs.
4.5 ft.	6	8	110 lbs.	175 lbs.
5 ft.	6	8	125 lbs.	185 lbs.
6 ft.	8	10	150 lbs.	210 lbs.
7 ft.	8	10	170 lbs.	240 lbs.
8 ft.	10	12	190 lbs.	270 lbs.
10 ft.	12	14	230 lbs.	330 lbs.
12 ft.	14	16	300 lbs.	410 lbs.
14 ft.	16	18	340 lbs.	640 lbs.

## Seating

Seating estimates by length of table vary slightly depending on the selected seating configuration (adding End Benches generally adds 2-4 additional seats depending on table width). The Forever Picnic Bench (with flared leg) is the default style of bench used. If you'd like a different style, please see the option offered under Advance Options.

## B. ADA Accessibility Option

### Ada Accessibility Guidelines (ADAAG)



**4.32.2 Seating.** If seating spaces for people in wheelchairs are provided at fixed tables or counters, clear floor space complying with 4.2.4 shall be provided. Such clear floor space shall not overlap knee space by more than 19 in (485 mm) (see Fig. 45).

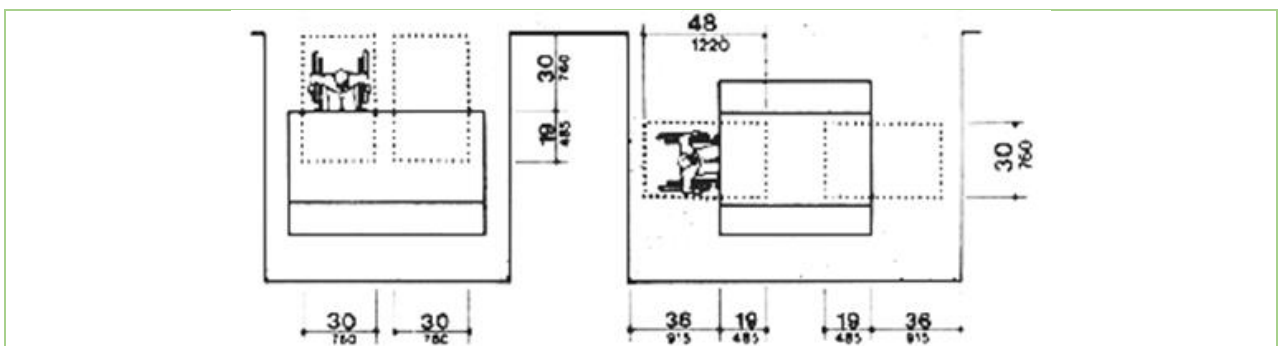
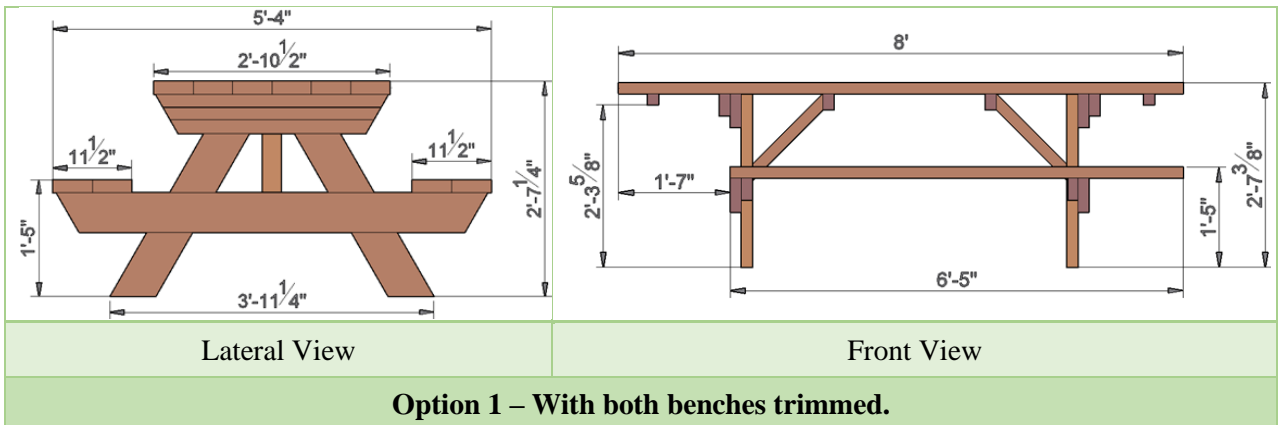


Fig. 45

Minimum Clearances for Seating and Tables

**4.32.3 Knee Clearances.** If seating for people in wheelchairs is provided at tables or counters, knee spaces at least 27 in (685 mm) high, 30 in (760 mm) wide, and 19 in (485 mm) deep shall be provided (see Fig. 45). **4.32.4\* Height of Tables or Counters.** The tops of accessible tables and counters shall be from 28 in to 34 in (710 mm to 865 mm) above the finish floor or ground.

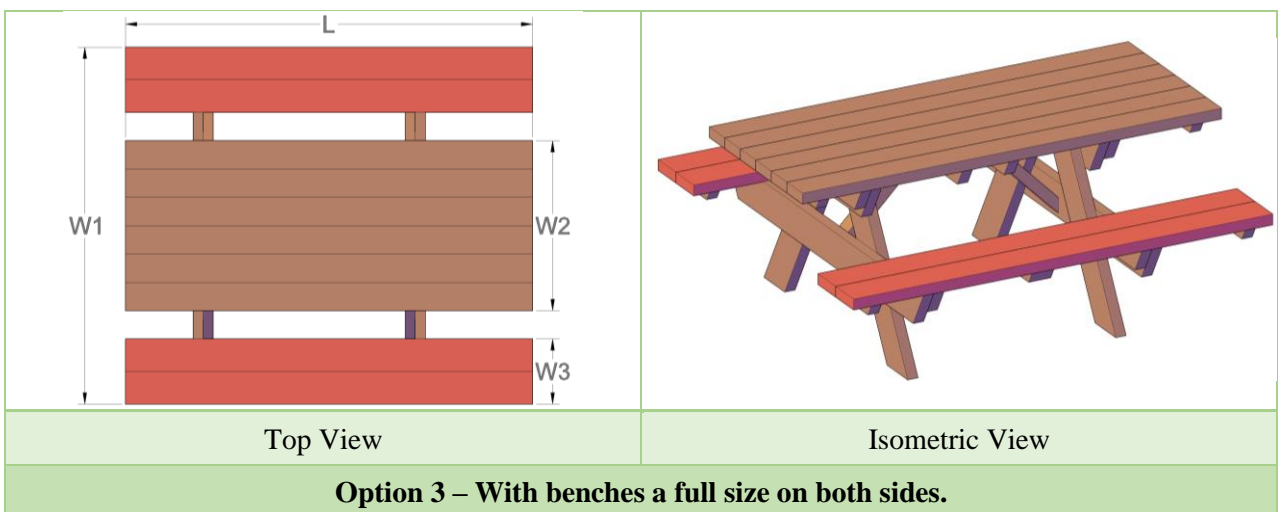
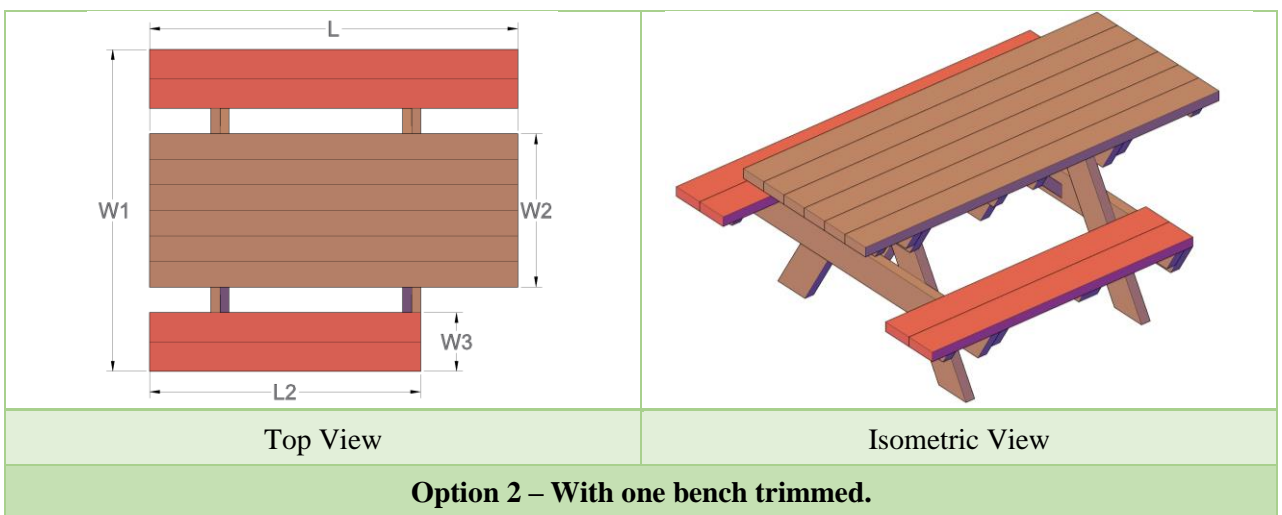
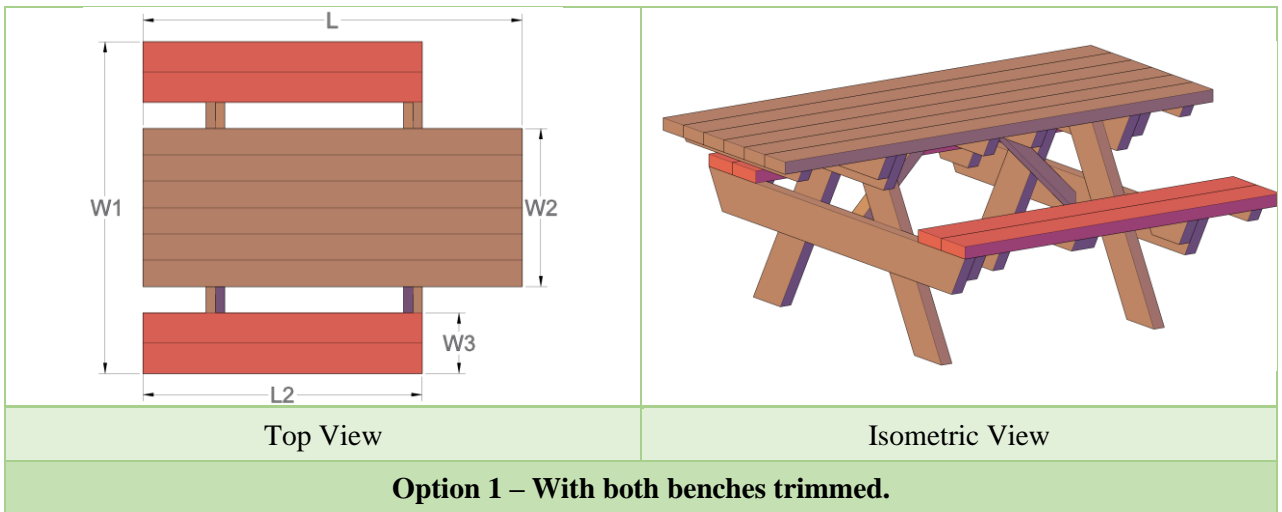


Lateral View

Front View

Option 1 – With both benches trimmed.





With benches a full 8' on both sides, a wheel chair does have enough room to fit at either end of the table as long as no one sits near the edge. But if you want to make sure that this space is always available, then we should trim at least one of the benches on one end of the table.

## C. Tabletop Styles



**Seamless Tabletop  
(Most Popular Indoors)**

Ideal for use in a covered patio or indoors. It can be taken outdoors for a meal or party but isn't designed for outdoor living. The seamless construction creates a beautiful unbroken tabletop surface that is just as strong as our standard tabletop.



**Standard Tabletop  
(Recommended & Most Popular Outdoors)**

Recommended for tables to be left out in the weather. Outdoor tabletop boards need "breathing" room to expand and contract to the constant changes in moisture and temperature. The standard tabletop boards are separated by 1/16-inch to allow for this movement.



**Parquet Tabletop Style**

A seamless design made with contrasting blocks of varying wood grades to create a beautiful tapestry of color and wood grains. Designed primarily for indoor use, the Parquet table can be taken out for short stints outdoors. Its seamless design makes it ideal for a covered patio or indoor use year round. Any benches for a table set will be in matching parquet bench tops by default. If you prefer benches in a different design, just [let us know](#). The parquet pieces will be naturally varied in color as shown.

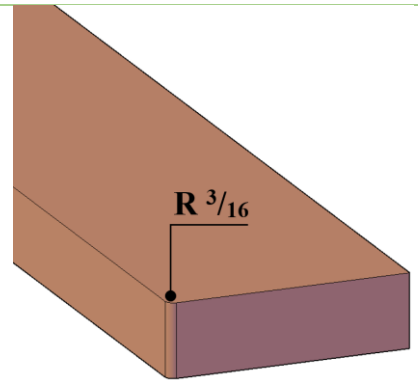
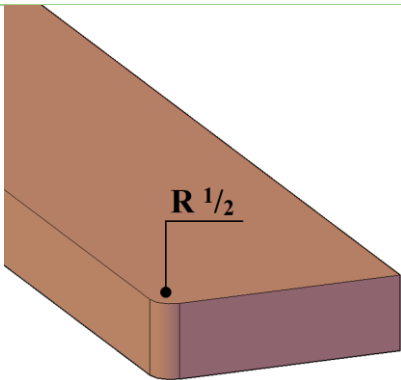
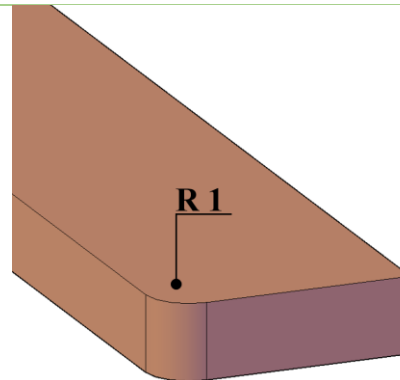


**Old Country Tabletop Style**

An old European design that can be used either outdoors or indoors. It has a perimeter frame with a dividing board across the center of the top widthwise. For indoors, we recommend the Old Country Seamless tabletop option. For year round outdoor applications, please choose the Old Country Standard tabletop design.

## D. Corner Styles

The corners of the tables and benches can be made in 3 ways (Squared, Slightly Rounded or Rounded). The look is quite different and it takes only a few seconds to see what will work best for you (see drawings):

		
<b>Squared</b>	<b>Slightly Rounded</b>	<b>Fully Rounded</b>
Leave the corners of your table and/or bench tops squared for a more modern look (technically, 3/16" radius, for structural soundness).	The 1/2" radius rounding creates a softer look and it is the most popular option).	Was initially created for kid safety. It is a favorite for heavy use public places (1" radius).

Some rounding is a good idea for safety reasons (kids, elderly). The 1/2" radius rounding is a popular compromise between the two (see drawing). Just choose which option you would like during checkout.

## E. Umbrella Hole

Want to enjoy an umbrella with your table? We do not sell umbrellas, but we can drill a 1 5/8" or 2" umbrella hole for you at no charge. Simply select this option at check-out. A plug is included with the umbrella hole option see images at right.



**\*Note:** For rectangular picnic or dining tables (not folding) largest than 11ft, umbrella hole option come drilled two equidistant holes instead one at the center.



Many customers prefer to use Umbrellas that are not placed over the table using an umbrella hole. For example:



For Rectangular Shaped Tables.



For Round Tables.

## F. Finish Options

All our furniture ships finely sanded to 220 grit for a smooth to the touch finish.

The most popular finish is our Transparent Premium Sealant. This sealant leaves your furniture looking natural and helps keep the beautiful wood surface colors from fading for several years. We use Sikkens brand finishes because they are the best finishes on the market. For more information about our finishes and how to keep your furniture looking great year after year, please go to: [Care & Finish.](#)

### Unfinished (fine sanding only):



If you are applying your own stain or want the surface color to fade to a "weathered look" in a few months. We do not recommend you leave your furniture unfinished outdoors for any extended period regardless of wood quality. Outdoor weather changes constantly and it is best to at least seal the wood to protect it from consistently absorbing and losing moisture.



### Transparent Premium Sealant - Recommended for Outdoors:

Below are the 5 grades of wood we offer with the Transparent Premium Sealant applied. The color tones shown are close representations of the color your furniture will look like. There is no extra charge for the Transparent Premium Sealant:

				
Douglas Fir (10 yr. Warranty)	Mosaic Eco-Wood (10 yr. Warranty)	Redwood (15 yr. Warranty)	Mature Redwood (20 yr. Warranty)	Old Growth Redwood (30 yr. Warranty)

We also offer the Transparent Premium Sealant with the following stains. There is a small charge for adding these stains because it increases the total amount of coats to 4 with the sealant as the final coats:

				
Transparent	Cherry Stain	Coffee Stain	Black Premium Stain	White Wash



Here is how the Coffee Stain looks like on Redwood



Here is how the Cherry Stain looks like on Redwood



Here is how the Black Premium Stain looks like on Redwood



Here is how the White Wash looks like on Redwood

## Tiger Stripe Effect

Douglas-Fir when stained dark creates a "tiger stripe" effect as shown in this photo. It is beautiful and most customers love it. If you are looking for a dark consistent stain and do not want to see a "tiger stripe effect", please go with any of the Redwood grades for a more consistent stain finish.





### Primers

- **Off-White Oil-Based Primer:** If you are painting a light color. We apply two coats so that it is ready for one final coat.
- **Gray Oil-Based Primer:** If you are painting a darker color. We apply two coats so that it is ready for the final coat.

## III. ASSEMBLY & CARE

Assembly Instructions for: [Forever Picnic Tables \(Attached Benches\)](#)

### All You Need is a Few Tools and a Friend.

Assembly is best done by two people and usually takes about half a day to a day, depending on size. Pergolas need a ratchet wrench, a hammer and a ladder to put them together. In some cases, you might need a drill to attach the posts into concrete. As with all our products, we preassemble pergolas in our shop to ensure everything fits together. All hardware is included and all parts are clearly labeled before it is shipped. We also include detailed step-by-step instructions.

Take a look at our assembly instructions below for specific details. If you plan to pour concrete to hold the posts, the project will require an additional half day prior to assembly. Please do the concrete pour a few days prior to assembly to allow the concrete to cure.

## Installation Help.

Special talent is not required to re-assemble our pergolas. But, if you would like help, [just let us know](#). We have our own team for installations in California, Nevada and Southern Arizona and a network of local contractors we recommend for farther afield.

**Care:** Your Forever Redwood Furniture will last for decades in year-round weather without maintenance.

Depending on the wood grade you choose, even with harsh year-round outdoor conditions, you can expect your furniture to last from ten to forty years without maintenance of any kind.

Being outside year-round is rough on any woods finish. The surface absorbs UV rays, pollution, constant variations in moisture and temperature and it also oxidizes. This is why most wood just doesn't hold up and the surface color slowly changes towards a silver patina over the years. But, with Forever Redwood, you don't have to worry. The silver patina is surface deep only (less than 1/64") and is not indicative of decay. Your set will last decades and is not compromised in any way by the surface color change. For example, we keep our display items as is without refinishing to show off this natural aging (we like the patina!).

Although Forever Redwood is maintenance-free, we recommended you take a few minutes as needed to clean by either hosing down and/or brushing/dusting away accumulated debris (no soap or chemicals needed). If you'd like to keep your set looking its best for decades, please go to: [Care and Finish](#).

## IV. MATERIALS

The secret to outdoor longevity begins and ends with the wood. We use generous amounts of the most decay resistant wood available. We encourage our customers to compare photos of our items side by side with any competing product. Thickness counts. Furniture that is thin and light simply won't last in the year round weather.

To keep your furniture beautiful, we use only stainless steel hardware and the highest quality stains and sealants. We use only the Sickens brand of sealants.

Our primary customer has always been the homeowner that appreciates spending a bit more for quality that will last decades.

Our products are installed with organizations that appreciate longevity like the U.S. Forest Service, U.S. military installations, State and City parks, golf clubs and hotels.

We are favored by many landscape architects and contractors because they can count on exceptional quality and quick personal service to complete projects.

We build each item by hand. This insures your set is finely finished and carefully inspected. Old-fashioned hand building also allows us to adjust the size or design of any item to fit your needs.

Because we are a forestry company, we can offer 5 exceptional wood grades to choose from our carefully managed forests with warranties of up to 30 years against decay in any weather. [Click for more about our 5 wood grades.](#)

## V. WARRANTY

Wood decay is warrantied up to 30 years depending on the wood grade. No other outdoor furniture manufacturer has warranties like this. The key is the excellent quality of our wood and the extra-thick timber designs of all our pieces.

### Wood Grades and Decay Warranty:

- Douglas-fir: 10 years
- Mosaic Eco-Wood: 10 years
- Redwood: 15 years
- Mature Redwood: 20 years
- Old-Growth Redwood: 30 years

Forever Redwood stands behind its products. We are committed to quickly resolving any issues that might occur. For more information please see our [Warranty](#) page.

## VI. SHIPPING

### We offer 4 Shipping Options in the U.S.:

- Rush Shipping (ships in 3 weeks).
- Priority Shipping (ships in 6 weeks).
- Standard Shipping (ships in 10 weeks).
- Free Shipping in the Continental U.S. (ships in 14 weeks).

### Notes for Orders requiring drawings or approvals:

All Shade Structure orders (Pergolas, Pavilions, Gazebos and Arbors) require drawings to make sure all details are agreed upon prior to building and to give our customers the ability to customize their structures to meet their needs. We also sometimes make custom changes to Swings, Planters, Benches, Tables and other standard production items per customer requests. If your order has a custom detail or is a shade structure, you will receive your first drawings via email within 5 business days of receiving your completed order with a deposit.

We will go back and forth with you as needed to fine tune the design to your liking prior to building it. Once you sign off on your drawings, your timeline for shipping will begin. Please keep this in mind. If you need a Rush Order and also drawings, it is best you call in your order so that we can organize ourselves to both complete your drawings on an expedited basis and meet your shipping deadline.

**Yes, you can have free shipping plus save 3% off your order!** We carefully hand build each Forever Redwood item. When you choose a longer ship out date, you give us more time to build. This lowers our cost and we pass the savings to you. If you choose the Wait & Save Shipping option and prefer we ship out on a specific date (up to 6 months in advance), just enter the date in the Comment Box at Checkout. If no note is included, we'll ship in 3 months.

Orders ship from San Diego, CA. Add 3 to 6 business days transit time (depending on location). We ship to any country. Canada orders ship in 6 weeks. To see Canadian shipping costs, just add item to cart.

For orders outside the U.S. or Canada, just enter your country in the shipping information section at checkout or in the shopping cart to see your freight cost. We ship outside the U.S. or Canada in 6 weeks. For all international shipments, the shipping companies handle any customs paperwork and then contact you to arrange delivery.

**Assembly Service Available Nationwide:** All orders over \$3,000. in size can choose to have Forever Redwood assemble for you. Just choose White Glove Service in the Shopping Cart or at Checkout. For more information on White Glove, please go to: [WHITE GLOVE](#).



If your artistically inclined, the crating makes a great canvas to:  
**Lion of the Tribe of Juda by Patricia Vallejo**



Some of the ugly guys from our install crew that will scare your children when they come install your order!