

FOREVER REDWOOD

From the Forest, For the Forest since 1995

866.332.2403 (TOLL FREE); 7am – 7pm Pacific Time, Monday-Saturday

GIKUE'S TEA HOUSE



CONTENT

I. DESCRIPTION	2
II. SPECIFICATIONS	3
A. Dimensions & Drawings	3
B. Wall / Windows	5
C. Screen Wall Panels	6
D. Gazebo Roof Type	7
E. Wood Handle	11
F. Anchor Hardware Kit	12
G. Accessory Bases & Shelving	13
H. Kikue's Decking	14
I. Finish Options	15
III. ASSEMBLY & CARE	18
IV. MATERIALS	19
V. WARRANTY	20
VI. SHIPPING	20

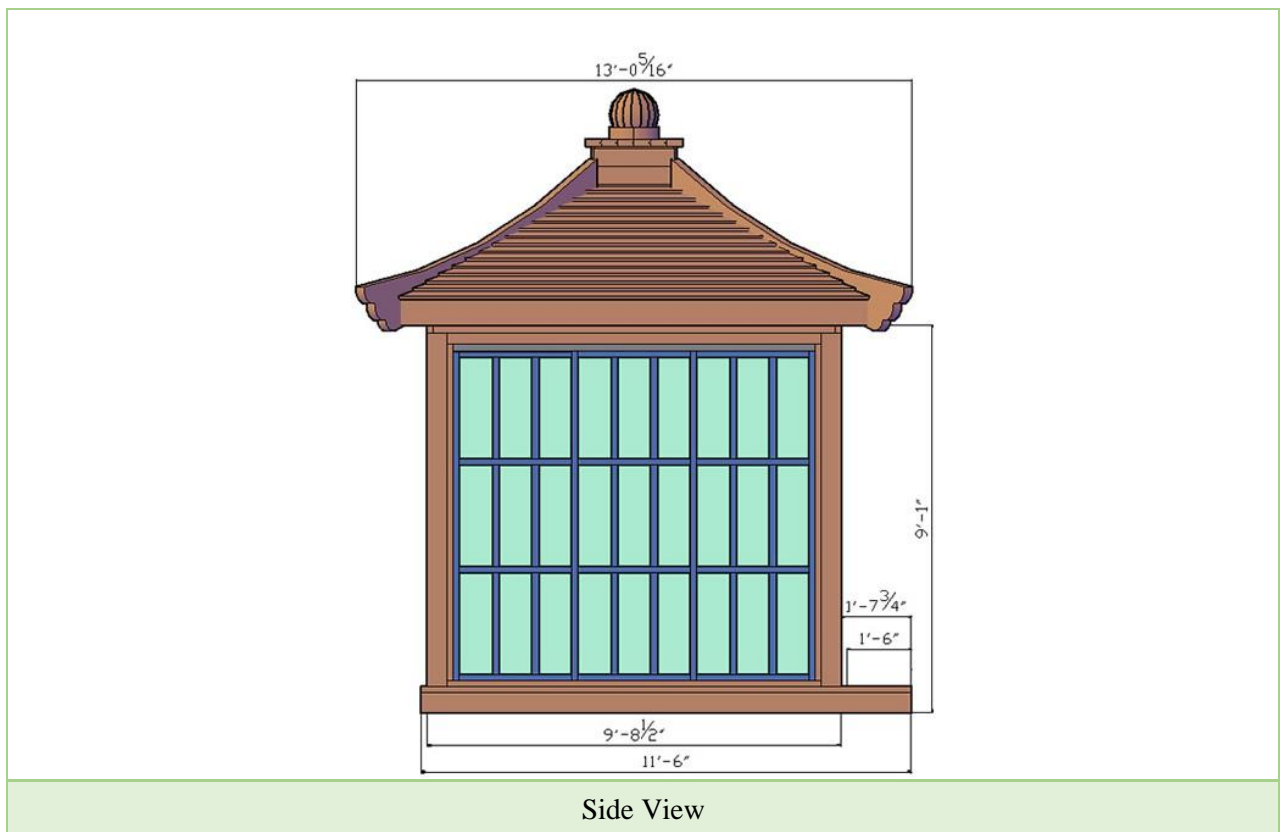
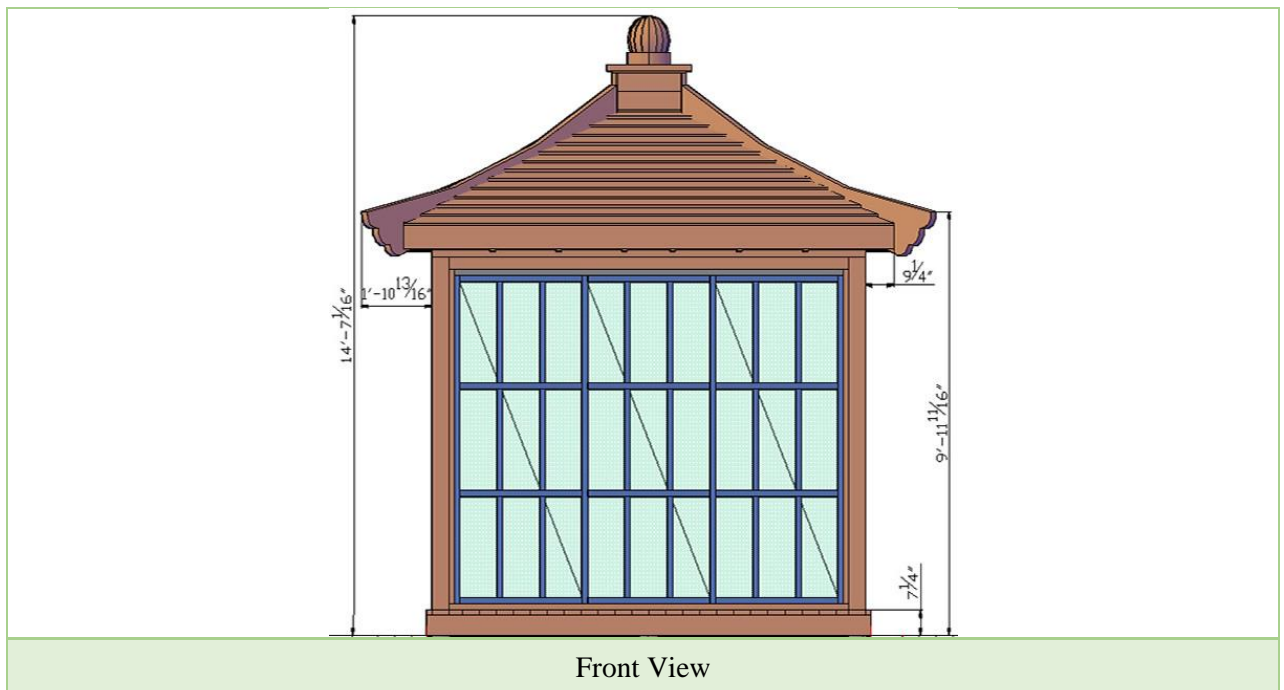
I. DESCRIPTION

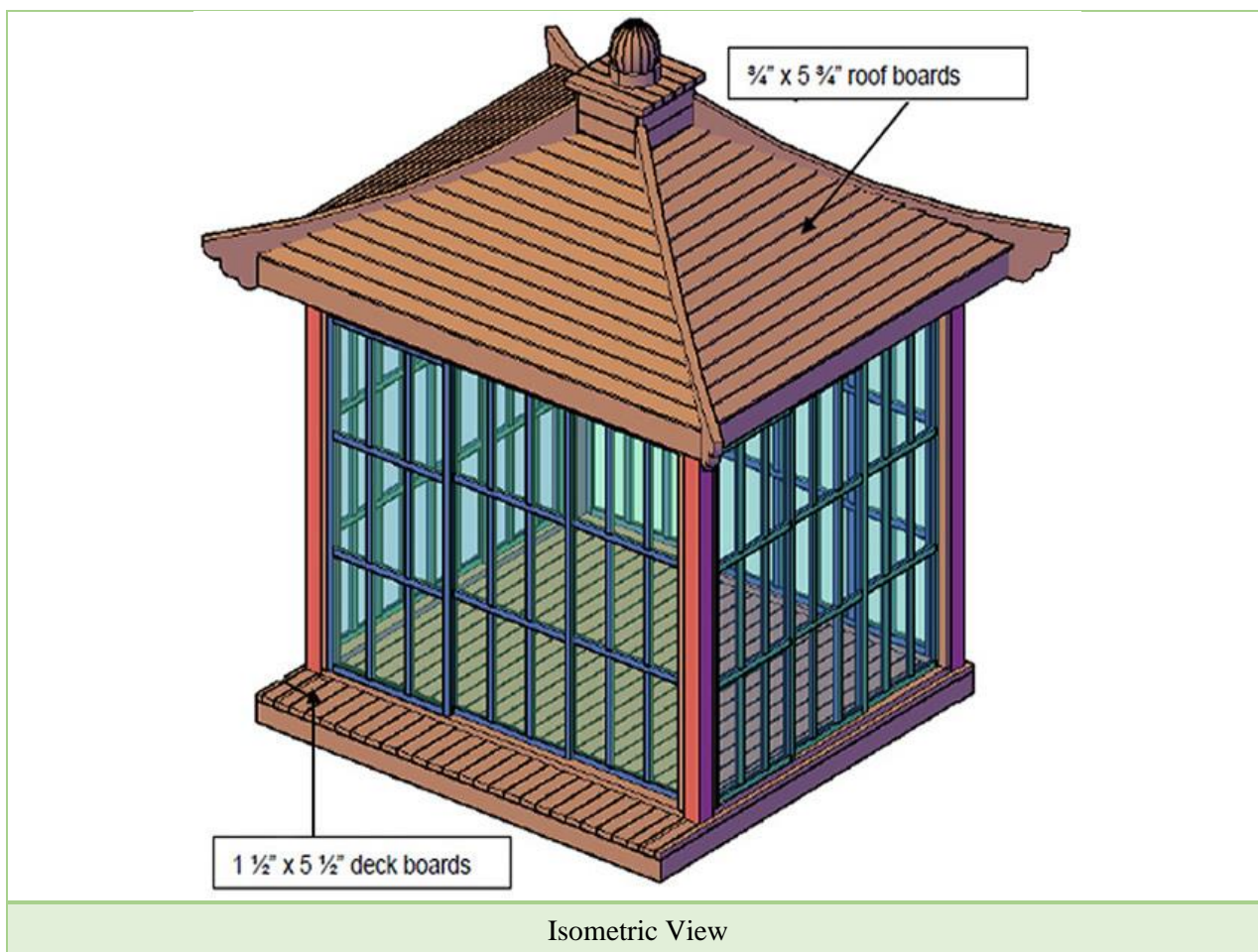
Yes! A real traditional Kikue's Tea House! The gorgeous, supremely flexible design takes you from complete privacy to a sun-filled open pavilion in seconds.

- The Kikue's Tea House can be made any size up to 16' x 16'.
- **Each Wall/window panel slides on its own track for maximum flexibility.** You can have some or all the walls closed. Or, you can slide and stack the panels one behind the other and open up any wall as much as you like. You can also easily remove the panels to create an open pavilion on any or all sides.
- **The Kikue's Tea House is fully erected in the shop for easy re-assembly.** No drilling, sanding or cutting needed. Ships in finished panels that bolt together.
- **Detailed Drawings are emailed within 5 business days.** You can change any detail or dimension to ensure your Tea House is built the way you want.
- You can choose from our standard sizes and options or if you don't see a size or detail you'd like, [let us know](#).
- **Options include:** Acrylic Window Color (Bronze tinted, White or Clear), Window screens and Wood flooring.
- **Our [wood gazebo kits](#) are guaranteed to last decades.** Redwood outlasts teak and cedar. We use oversized timbers, Stainless Steel hardware and the best weather resistant sealant.

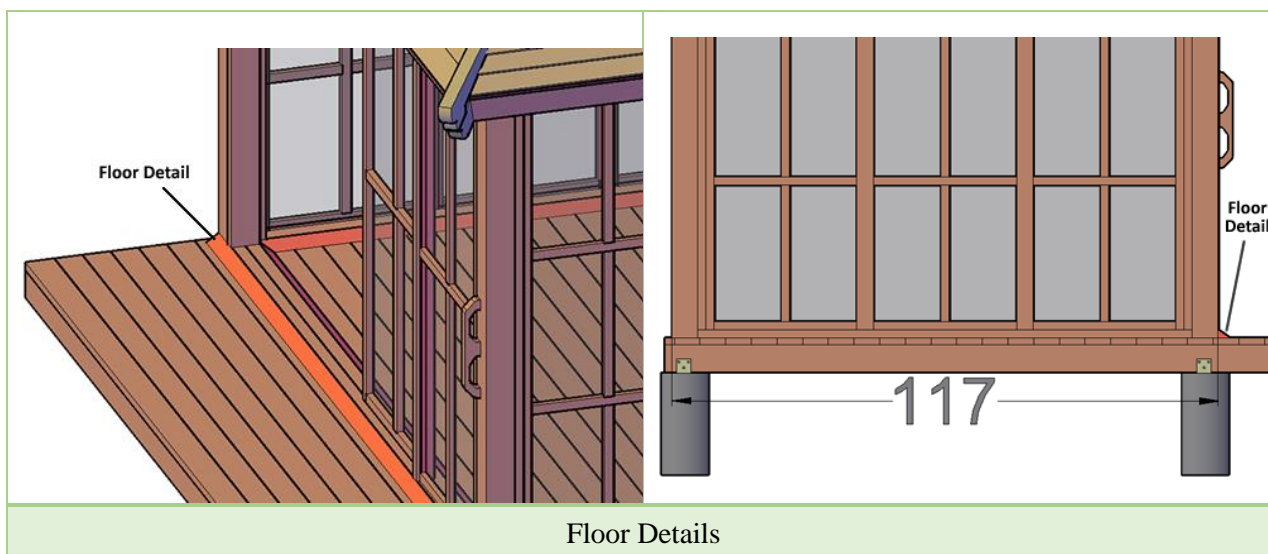
II. SPECIFICATIONS

A. Dimensions & Drawings





Our Kikue's Tea House has a floor security accessory to prevent any accident while you are going in or out from the Gazebo. When you are placing an order, please check this detail, the dimensions of the Gazebo do not include it, it is considerate part of the floor deck. If you do not want floor deck, considerate this floor security accessory as an external accessory.



B. Wall / Windows

The Kikue's Tea House features walls that are sliding panels made entirely of windows for maximum light. Each panel sits on an independent rail so the panels can slide behind one another. Or, you can place all the wall panels on one rail to create a solid wall on one plane.

The frame of The Kikue's Tea House is strong enough that you can even remove all (or some) of the wall panels and have an open "pavilion" for certain occasions. This is a very versatile design. Height of walls is 7 feet.

Standard Height is 7' (see drawings below). We can customize our gazebos to suit your needs. Just tell us what size and what options you want. Prior to building any Gazebo, we provide our customers with a detailed drawing based on their proposed features. This lets you review any choices made and make any needed adjustments before it is built. Drawings are a great way to make certain all details have been considered and that your Gazebo will be exactly what you dreamed of.



Open Walls

(With all panels behind the front panel).


You can also remove the panels to convert to a completely open pavilion.



Closed Walls
(With all panels side by side)

The windows are semi-transparent tinted bronze acrylic allowing visibility while adding privacy and blocking the sun. Acrylic will not fade.

If you want a gazebo without any walls just the open pavilion-style framework plus roof, please [contact](#) us for pricing (you will save between 20% to 30% depending on the size).



Sample of Kikue's Tea House Wall

C. Screen Wall Panels

Also available for purchase are screen wall panels for your structure. These can be popped in place of or behind the acrylic window panels; they are the same size. The acrylic window panels each slide on their own individual rails, but can also be removed. If you would like to configure an all screen

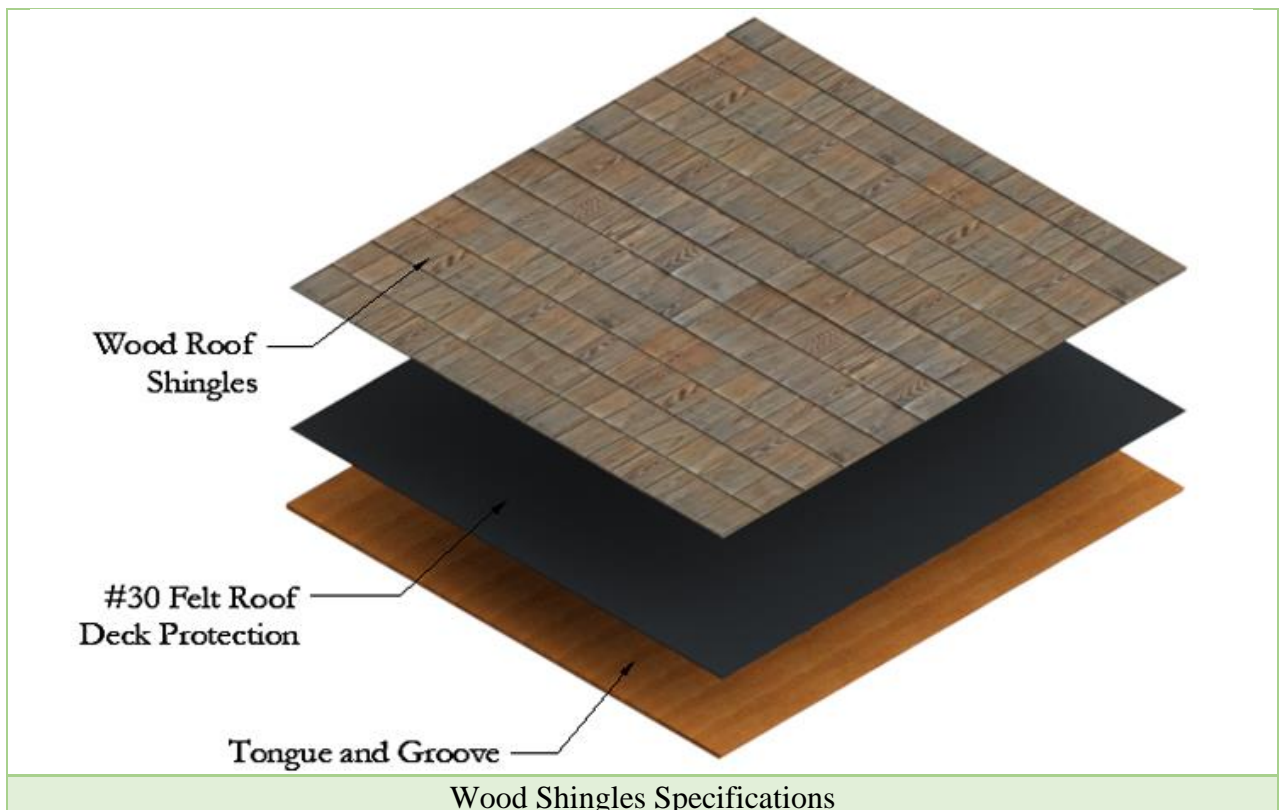
wall, the gazebos up to 10 x 10 in size use 3 panels per wall (12 total panels), while gazebos over 10 x 10 size use 4 panels per wall (16 total panels).

D. Gazebo Roof Type



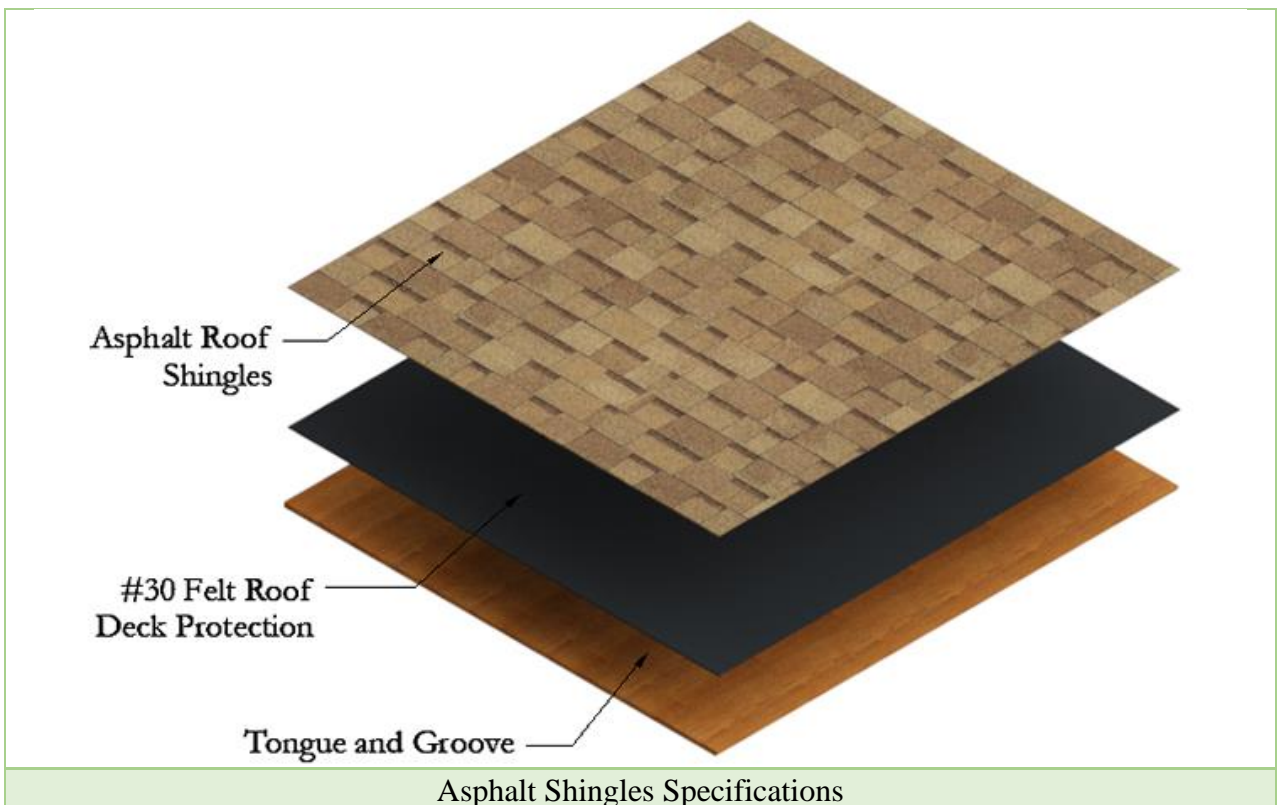


Wood Shingles






Asphalt Shingles





Metal Roof



Metal Roof Specifications

E. Wood Handle



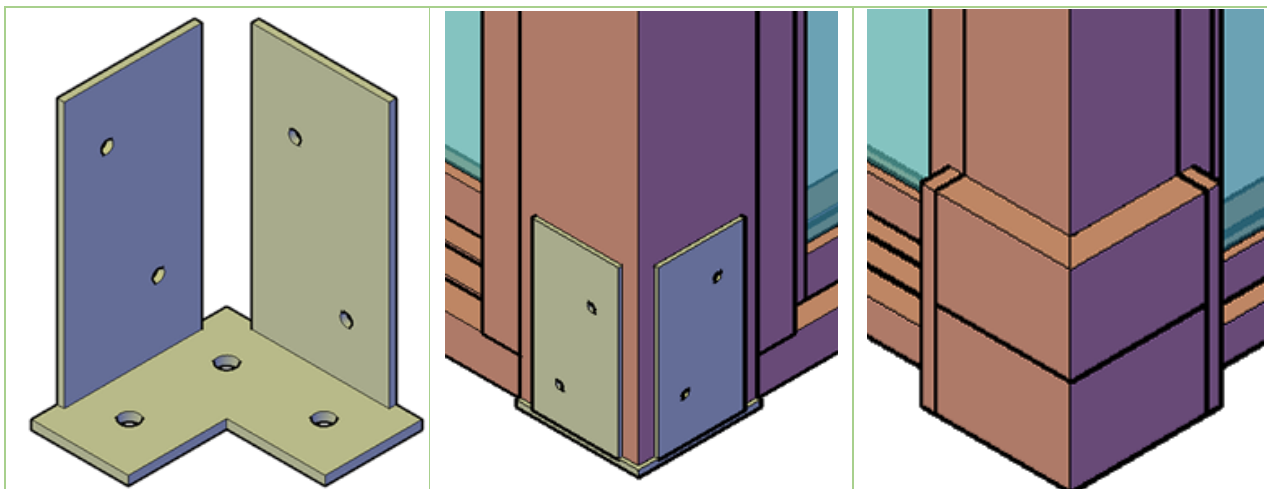
With Wood Handle



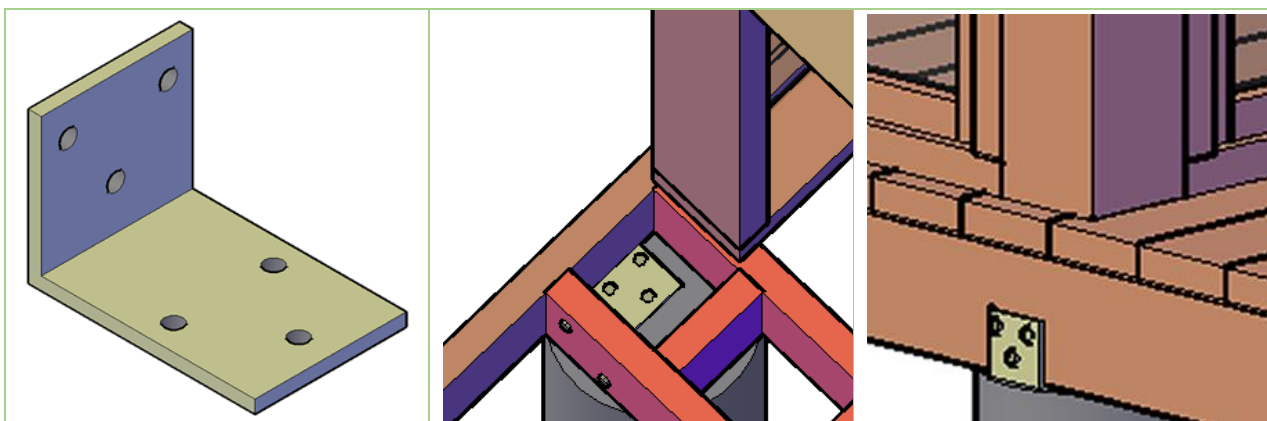
Without Wood Handle

F. Anchor Hardware Kit

We will send to you the necessary hardware to attach your gazebo to the stone, brick, concrete (all with Anchor Bolts) or wood (with Lag Bolts). Please, let us know if your gazebo has a deck or not and where you want place it. We will send you the appropriate hardware for that.

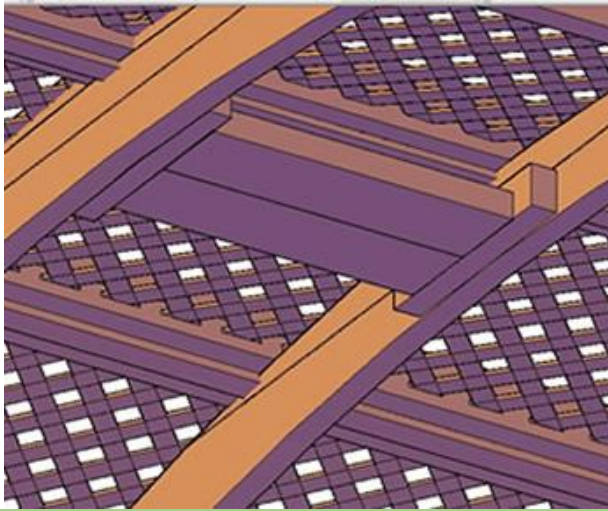


Sun Gazebo with Sliding Doors or Kikue's Tea House Anchoring Hardware (without deck).



Sun Gazebo with Sliding Doors or Kikue's Tea House Anchoring Hardware (with deck).

G. Accessory Bases & Shelving



Ceiling Fan Base Drawing



Ceiling Fan Base



Roof Fan



Pavilion with 2 Ceiling Fan Base

Attach the Ceiling Fan base between the rafters with 4 bolts (two per side). The paddle fan is usually placed in the center of the Pavilion's ceiling, but of course, you can place it almost anywhere you have sufficient head space.

Many customers have told us that by far the best manufacturer is a company out of Kentucky called the **Big Ass Fan** Company. Funny name, great fans. They move a lot of air, are quiet and are probably the best in the business.

H. Kikue's Decking

You can order your Gazebo with a Tongue & Groove Douglas-fir flooring. The Gazebos are usually placed on a concrete pad or a wood deck. Photo below shows the Gazebo without flooring on the lawn for maximum contrast. We recommend placing your Gazebo on a wood deck, concrete slab or a stone or tile or brick patio to elevate the walls off the ground for more year round use.



Interior Decking
2" X 6" Boards with 1/32" of separation
between the boards.



Interior Decking with External Decking
Up to 3' deep and the length of your gazebo.



No Decking

I. Finish Options

All our furniture ships finely sanded to 220 grit for a smooth to the touch finish.

The most popular finish is our Transparent Premium Sealant. This sealant leaves your furniture looking natural and helps keep the beautiful wood surface colors from fading for several years. We use Sickens brand finishes because they are the best finishes on the market. For more information about our finishes and how to keep your furniture looking great year after year, please go to: [Care & Finish.](#)

Unfinished (fine sanding only):



If you are applying your own stain or want the surface color to fade to a "weathered look" in a few months. We do not recommend you leave your furniture unfinished outdoors for any extended period regardless of wood quality. Outdoor weather changes constantly and it is best to at least seal the wood to protect it from consistently absorbing and losing moisture.

Transparent Premium Sealant - Recommended for Outdoors:

Below are the 5 grades of wood we offer with the Transparent Premium Sealant applied. The color tones shown are close representations of the color your furniture will look like. There is no extra charge for the Transparent Premium Sealant:

				
Douglas Fir (10 yr. Warranty)	Mosaic Eco-Wood (10 yr. Warranty)	Redwood (15 yr. Warranty)	Mature Redwood (20 yr. Warranty)	Old Growth Redwood (30 yr. Warranty)

We also offer the Transparent Premium Sealant with the following stains. There is a small charge for adding these stains because it increases the total amount of coats to 4 with the sealant as the final coats:

				
Transparent	Cherry Stain	Coffee Stain	Black Premium Stain	White Wash



Here is how the Coffee Stain looks like on Redwood



Here is how the Cherry Stain looks like on Redwood



Here is how the Black Premium Stain looks like on Redwood



Here is how the White Wash looks like on Redwood

Tiger Stripe Effect

Douglas-Fir when stained dark creates a "tiger stripe" effect as shown in this photo. It is beautiful and most customers love it. If you are looking for a dark consistent stain and do not want to see a "tiger stripe effect", please go with any of the Redwood grades for a more consistent stain finish.



Primers

- **Off-White Oil-Based Primer:** If you are painting a light color. We apply two coats so that it is ready for one final coat.
- **Gray Oil-Based Primer:** If you are painting a darker color. We apply two coats so that it is ready for the final coat.

III. ASSEMBLY & CARE

Assembly Instructions for: [Kikue's Tea House](#)

All You Need is a Few Tools and a Friend.

Assembly is best done by two people and usually takes about half a day to a day, depending on size. Pergolas need a ratchet wrench, a hammer and a ladder to put them together. In some cases, you might need a drill to attach the posts into concrete. As with all our products, we preassemble pergolas in our shop to ensure everything fits together. All hardware is included and all parts are clearly labeled before it is shipped. We also include detailed step-by-step instructions.

Take a look at our assembly instructions below for specific details. If you plan to pour concrete to hold the posts, the project will require an additional half day prior to assembly. Please do the concrete pour a few days prior to assembly to allow the concrete to cure.

Installation Help.

Special talent is not required to re-assemble our pergolas. But, if you would like help, [just let us know](#). We have our own team for installations in California, Nevada and Southern Arizona and a network of local contractors we recommend for farther afield.

Care: Your Forever Redwood Furniture will last for decades in year-round weather without maintenance.

Depending on the wood grade you choose, even with harsh year-round outdoor conditions, you can expect your furniture to last from ten to forty years without maintenance of any kind.

Being outside year-round is rough on any woods finish. The surface absorbs UV rays, pollution, constant variations in moisture and temperature and it also oxidizes. This is why most wood just doesn't hold up and the surface color slowly changes towards a silver patina over the years. But, with Forever Redwood, you don't have to worry. The silver patina is surface deep only (less than 1/64") and is not indicative of decay. Your set will last decades and is not compromised in any way by the surface color change. For example, we keep our display items as is without refinishing to show off this natural aging (we like the patina!).

Although Forever Redwood is maintenance-free, we recommended you take a few minutes as needed to clean by either hosing down and/or brushing/dusting away accumulated debris (no soap or chemicals needed). If you'd like to keep your set looking its best for decades, please go to: [Care and Finish](#).

IV. MATERIALS

The secret to outdoor longevity begins and ends with the wood. We use generous amounts of the most decay resistant wood available. We encourage our customers to compare photos of our items side by side with any competing product. Thickness counts. Furniture that is thin and light simply won't last in the year round weather.

To keep your furniture beautiful, we use only stainless steel hardware and the highest quality stains and sealants. We use only the Sickens brand of sealants.

Our primary customer has always been the homeowner that appreciates spending a bit more for quality that will last decades.

Our products are installed with organizations that appreciate longevity like the U.S. Forest Service, U.S. military installations, State and City parks, golf clubs and hotels.

We are favored by many landscape architects and contractors because they can count on exceptional quality and quick personal service to complete projects.

We build each item by hand. This insures your set is finely finished and carefully inspected. Old-fashioned hand building also allows us to adjust the size or design of any item to fit your needs.

Because we are a forestry company, we can offer 5 exceptional wood grades to choose from our carefully managed forests with warranties of up to 30 years against decay in any weather. [Click for more about our 5 wood grades.](#)

V. WARRANTY

Wood decay is warrantied up to 30 years depending on the wood grade. No other outdoor furniture manufacturer has warranties like this. The key is the excellent quality of our wood and the extra-thick timber designs of all our pieces.

Wood Grades and Decay Warranty:

- Douglas-fir: 10 years
- Mosaic Eco-Wood: 10 years
- Redwood: 15 years
- Mature Redwood: 20 years
- Old-Growth Redwood: 30 years

Forever Redwood stands behind its products. We are committed to quickly resolving any issues that might occur. For more information please see our [Warranty](#) page.

VI. SHIPPING

We offer 4 Shipping Options in the U.S.:

- Rush Shipping (ships in 3 weeks).
- Priority Shipping (ships in 6 weeks).
- Standard Shipping (ships in 10 weeks).
- Free Shipping in the Continental U.S. (ships in 14 weeks).

Notes for Orders requiring drawings or approvals:

All Shade Structure orders (Pergolas, Pavilions, Gazebos and Arbors) require drawings to make sure all details are agreed upon prior to building and to give our customers the ability to customize their structures to meet their needs. We also sometimes make custom changes to Swings, Planters, Benches, Tables and other standard production items per customer requests. If your order has a custom detail or is a shade structure, you will receive your first drawings via email within 5 business days of receiving your completed order with a deposit.

We will go back and forth with you as needed to fine tune the design to your liking prior to building it. Once you sign off on your drawings, your timeline for shipping will begin. Please keep this in mind. If you need a Rush Order and also drawings, it is best you call in your order so that we can organize ourselves to both complete your drawings on an expedited basis and meet your shipping deadline.

Yes, you can have free shipping plus save 3% off your order! We carefully hand build each Forever Redwood item. When you choose a longer ship out date, you give us more time to build. This lowers our cost and we pass the savings to you. If you choose the Wait & Save Shipping option and prefer we ship out on a specific date (up to 6 months in advance), just enter the date in the Comment Box at Checkout. If no note is included, we'll ship in 3 months.

Orders ship from San Diego, CA. Add 3 to 6 business days transit time (depending on location). We ship to any country. Canada orders ship in 6 weeks. To see Canadian shipping costs, just add item to cart.

For orders outside the U.S. or Canada, just enter your country in the shipping information section at checkout or in the shopping cart to see your freight cost. We ship outside the U.S. or Canada in 6 weeks. For all international shipments, the shipping companies handle any customs paperwork and then contact you to arrange delivery.

Assembly Service Available Nationwide: All orders over \$3,000. in size can choose to have Forever Redwood assemble for you. Just choose White Glove Service in the Shopping Cart or at Checkout. For more information on White Glove, please go to: [WHITE GLOVE](#).



If your artistically inclined, the crating makes a great canvas to:
Lion of the Tribe of Juda by Patricia Vallejo



Some of the ugly guys from our install crew that will scare your children when they come install your order!