



FOREVER REDWOOD

From the Forest, For the Forest since 1995

866.332.2403 (TOLL FREE); 7am – 7pm Pacific Time, Monday-Saturday

THE BIG TIMBER CARPORT PAVILION



CONTENT

I.	DESCRIPTION	2
II.	SPECIFICATIONS	2
A.	Dimensions, Drawings, Design & Specifications	2
B.	Electrical Wiring Trim	5
C.	Carport Pavilion Post Anchoring	5
D.	Accessory Bases & Shelving.....	6
E.	Curtain Rods.....	7
F.	Finish Options	8
III.	ASSEMBLY & CARE.....	11
IV.	MATERIALS	12
V.	WARRANTY	12
VI.	SHIPPING	13

I. DESCRIPTION

Need an instant carport? Want a thick timbered beauty? Want a particular size? Sure. Let us know about your plans and we'll give you a turnkey solution.

- **Will Last Decades:** We insist on thick timber construction and extensive notching and other overbuilding details, so you do not have to worry about harsh weather conditions like high wind, snow, and humid climates. We offer up to 30 years warranties.
- **Easy Design and Sizing:** We will email a detailed set of drawings within 3 business days. This way, you don't have to figure out every detail before ordering. The drawing process is the ideal tool to easily see what will work and what needs adjusting. We encourage you to take your time with the drawings and go back and forth until you are comfortable every detail is just right.
- **You Install or We Install?:** Each kit is fully erected in the shop for easy re-assembly. No drilling, sanding, or cutting needed. Just bolt the pieces back together. Most jobs go back up in 1 to 2 days with one helper. And, if you are not interested in putting up the kit, let us know and we will send our team anywhere in the U.S. to install for you.
- **Outdoor Kitchen or Living Space?:** [Wood Pavilion Kits](#) are ideal for outdoor kitchens and living spaces and can be design around existing or planned kitchens.
- **Questions?:** [Download](#) the ebook “Everything you Wanted to Know about Pergolas & Pavilions” for answers to frequently asked questions or please contact our [Pavilion Specialist](#).

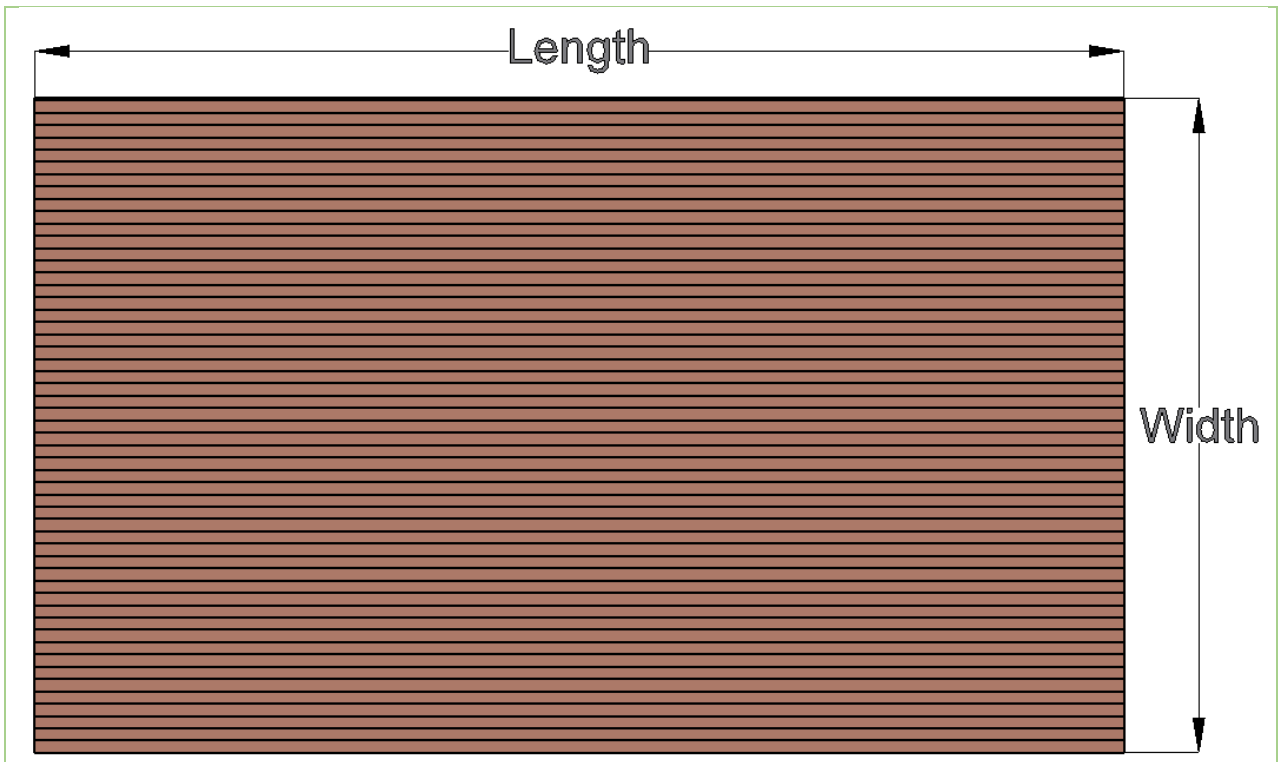
II. SPECIFICATIONS

A. Dimensions, Drawings, Design & Specifications

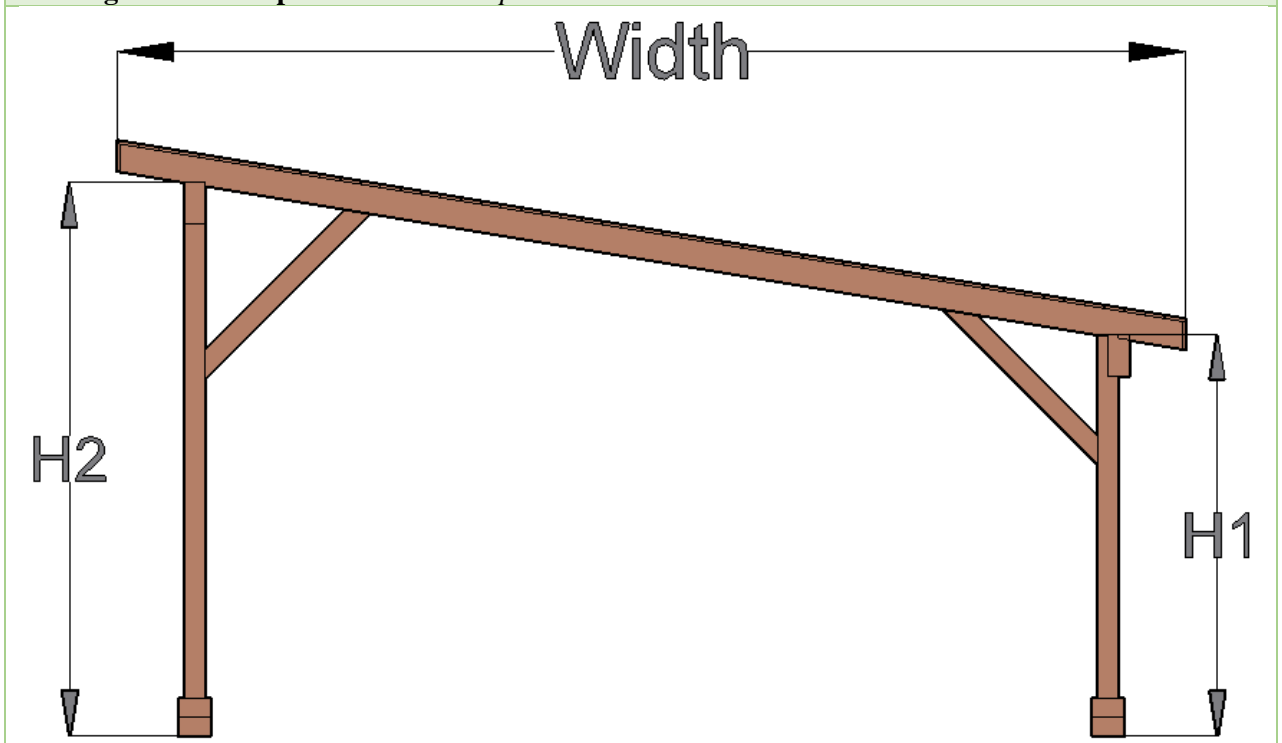
DIMENSIONS & DRAWINGS (PROVIDED PRIOR TO CONSTRUCTION)

The Big Timber Carport Pavilion

The Carport Pavilions are available in Lengths from 8' to 40' and widths from 16' to 24'. The Length and Width are the overall roof measurements. The standard roof overhang is 12".

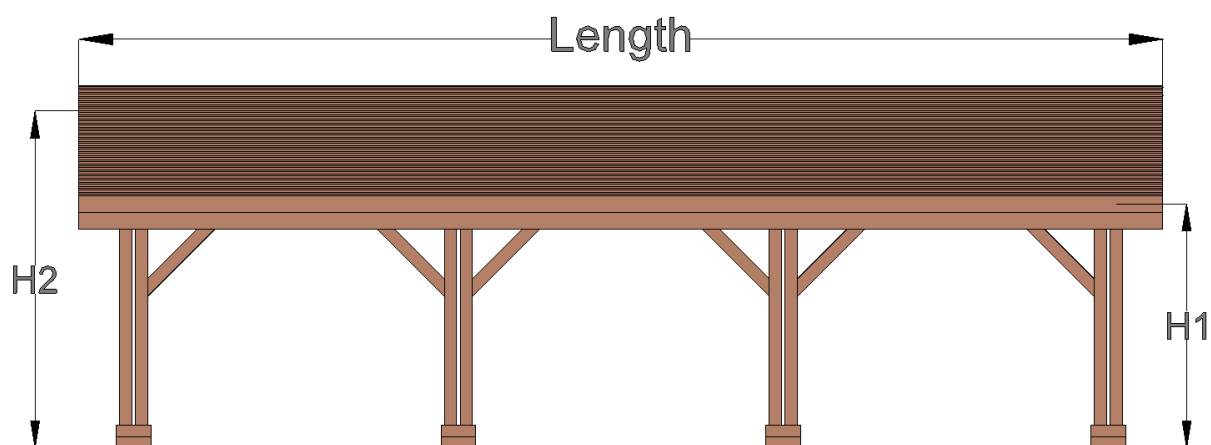


The Big Timber Carport Pavilion – Top View

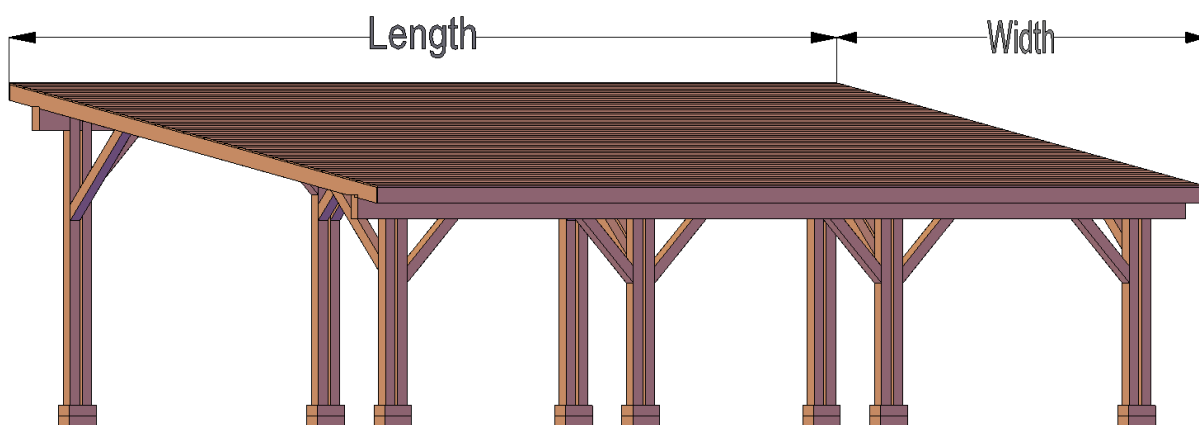


The Big Timber Carport Pavilion – Side View





The Big Timber Carport Pavilion – Front View: *The 3 parking bays are available from 38ft long.*



The Big Timber Carport Pavilion – Isometric View: *The 3 parking bays are available from 38ft long.*

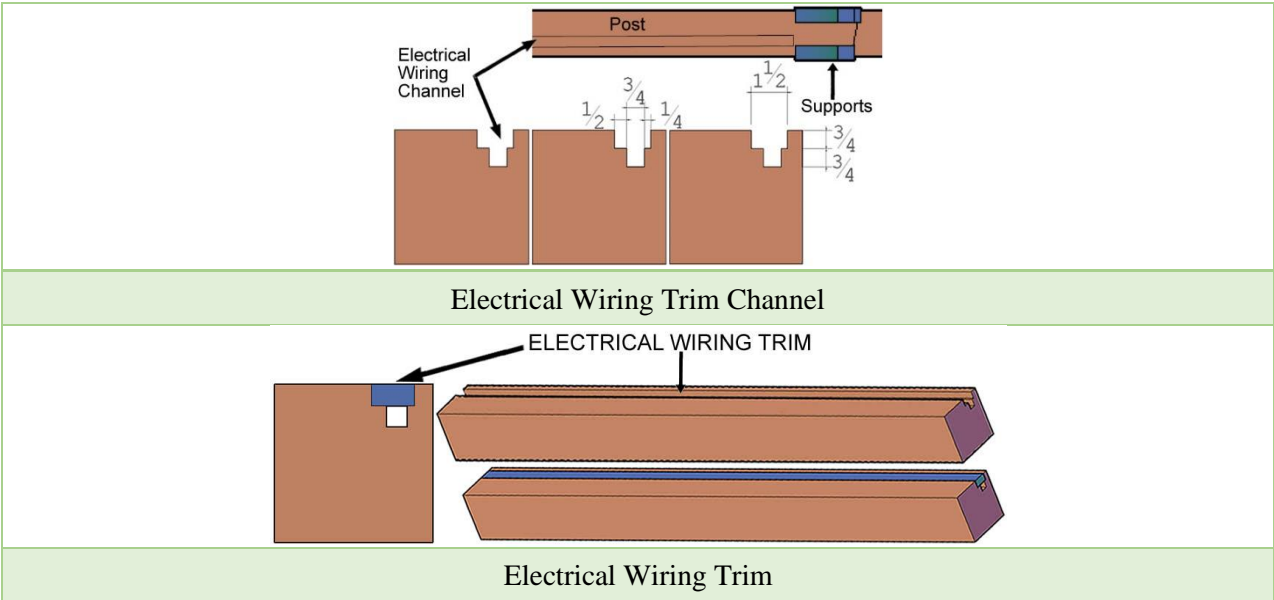
Post Measurements		
Width	Smallest Post Height (H1)	Tallest Post Height (H2)
16 ft	9 ft	11ft – 1 1/16 in
18 ft	9 ft	11ft – 5 1/16 in
20 ft	9 ft	11ft – 8 3/16 in
22 ft	9 ft	12ft – 1 1/16 in
24 ft	9 ft	12ft – 5 1/16 in

Minimum Pavilion Dimensions To Place a Vehicle		
Vehicles Qty.	Standard Vehicle Size	Large Vehicle Size
1	14 ft Length Roof	16 ft Width Roof
2	20 ft Length Roof	28 ft Width Roof
3	38 ft Length Roof	38 ft Width Roof

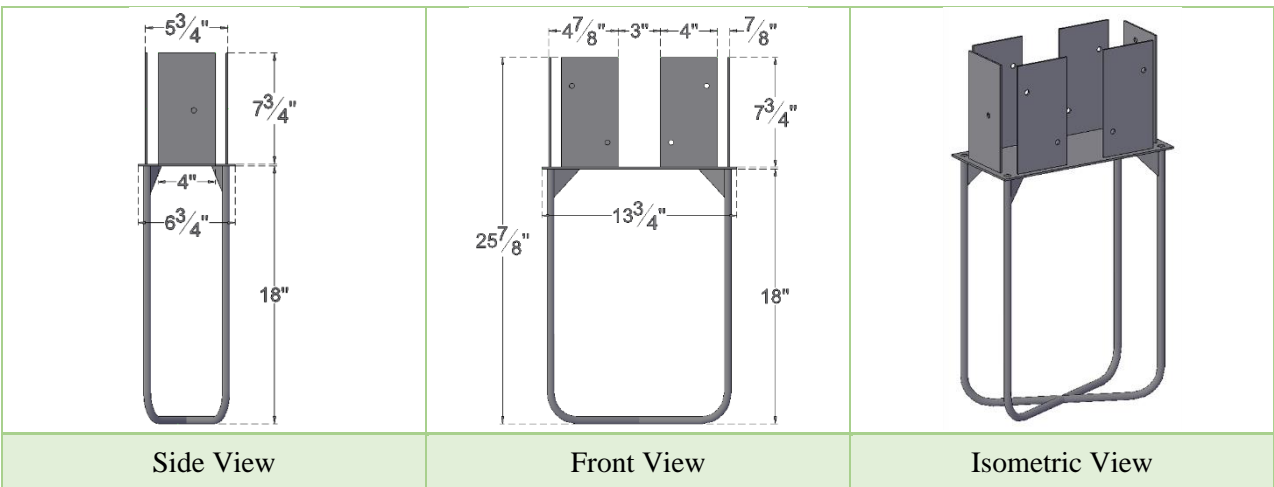
B. Electrical Wiring Trim

If you plan to run wiring to add lights or a fan or two to your Structure, we can add a cutout to your timbers and add a trim piece that will hide the electrical wiring beneath it (see drawings). The trim is centered on the interior side of the Post and or is added to Roof Supports. It is attached with finish nails for a smooth finish.

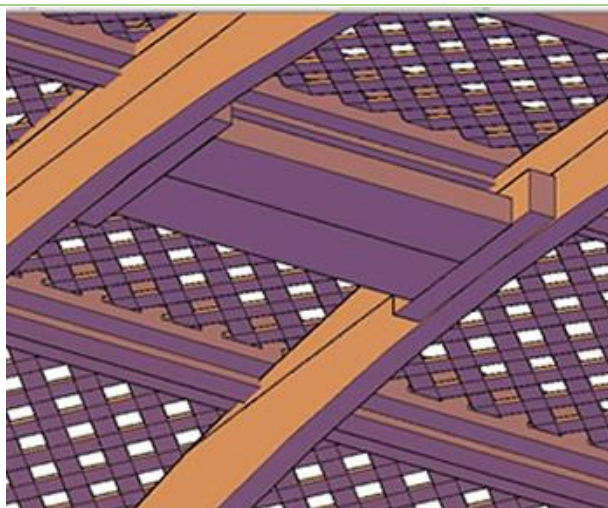
If you only want to add it to just one or two posts, please let us know in the Comment box which posts you'd like them on. They will be included in your Structure drawings that will be emailed to you within 5 business days of receiving your product order. At that point, you can make any adjustments in case the trim was place on the wrong post or posts.



C. Carport Pavilion Post Anchoring



D. Accessory Bases & Shelving



Ceiling Fan Base Drawing



Ceiling Fan Base



Roof Fan



Pavilion with 2 Ceiling Fan Base

Attach the Ceiling Fan base between the rafters with 4 bolts (two per side). The paddle fan is usually placed in the center of the Pergola's ceiling, but of course, you can place it almost anywhere you have sufficient head space.

Many customers have told us that by far the best manufacturer is a company out of Kentucky called the **Big Ass Fan** Company. Funny name, great fans. They move a lot of air, are quiet and are probably the best in the business.

E. Curtain Rods

We can add our oversized Curtain Rods with strong steel hangars. The hardware to attach your curtain rods is included. The rods are made 2 ¾" in diameter so they can take plenty of abuse over the years.



Curtain Rods



Curtain Rods with Metal Hardware

F. Finish Options

All our furniture ships finely sanded to 220 grit for a smooth to the touch finish.

The most popular finish is our Transparent Premium Sealant. This sealant leaves your furniture looking natural and helps keep the beautiful wood surface colors from fading for several years. We use Sikkens brand finishes because they are the best finishes on the market. For more information about our finishes and how to keep your furniture looking great year after year, please go to: [Care & Finish.](#)

Unfinished (fine sanding only):



If you are applying your own stain or want the surface color to fade to a "weathered look" in a few months. We do not recommend you leave your furniture unfinished outdoors for any extended period regardless of wood quality. Outdoor weather changes constantly and it is best to at least seal the wood to protect it from consistently absorbing and losing moisture.

Transparent Premium Sealant - Recommended for Outdoors:

Below are the 5 grades of wood we offer with the Transparent Premium Sealant applied. The color tones shown are close representations of the color your furniture will look like. There is no extra charge for the Transparent Premium Sealant:

				
Douglas Fir (10 yr. Warranty)	Mosaic Eco-Wood (10 yr. Warranty)	Redwood (15 yr. Warranty)	Mature Redwood (20 yr. Warranty)	Old Growth Redwood (30 yr. Warranty)

We also offer the Transparent Premium Sealant with the following stains. There is a small charge for adding these stains because it increases the total amount of coats to 4 with the sealant as the final coats:

				
Transparent	Cherry Stain	Coffee Stain	Black Premium Stain	White Wash



Here is how the Coffee Stain looks like on Redwood



Here is how the Cherry Stain looks like on Redwood



Here is how the Black Premium Stain looks like on Redwood



Here is how the White Wash looks like on Redwood

Tiger Stripe Effect

Douglas-Fir when stained dark creates a "tiger stripe" effect as shown in this photo. It is beautiful and most customers love it. If you are looking for a dark consistent stain and do not want to see a "tiger stripe effect", please go with any of the Redwood grades for a more consistent stain finish.



Primers

- **Off-White Oil-Based Primer:** If you are painting a light color. We apply two coats so that it is ready for one final coat.
- **Gray Oil-Based Primer:** If you are painting a darker color. We apply two coats so that it is ready for the final coat.

III. ASSEMBLY & CARE

Assembly Instructions for: [The Big Timber Carport Pavilion](#)

Assembly Instructions for: [How to Anchor Your Pergola](#)

All You Need is a Few Tools and a Friend.

Assembly is best done by two people and usually takes about half a day to a day, depending on size. Pergolas need a ratchet wrench, a hammer and a ladder to put them together. In some cases, you might need a drill to attach the posts into concrete. As with all our products, we preassemble pergolas in our shop to ensure everything fits together. All hardware is included and all parts are clearly labeled before it is shipped. We also include detailed step-by-step instructions.

Take a look at our assembly instructions below for specific details. If you plan to pour concrete to hold the posts, the project will require an additional half day prior to assembly. Please do the concrete pour a few days prior to assembly to allow the concrete to cure.

Installation Help.

Special talent is not required to re-assemble our pergolas. But, if you would like help, [just let us know](#). We have our own team for installations in California, Nevada and Southern Arizona and a network of local contractors we recommend for farther afield.

Care: Your Forever Redwood Furniture will last for decades in year-round weather without maintenance.

Depending on the wood grade you choose, even with harsh year-round outdoor conditions, you can expect your furniture to last from ten to forty years without maintenance of any kind.

Being outside year-round is rough on any woods finish. The surface absorbs UV rays, pollution, constant variations in moisture and temperature and it also oxidizes. This is why most wood just doesn't hold up and the surface color slowly changes towards a silver patina over the years. But, with Forever Redwood, you don't have to worry. The silver patina is surface deep only (less than 1/64") and is not indicative of decay. Your set will last decades and is not compromised in any way by the surface color change. For example, we keep our display items as is without refinishing to show off this natural aging (we like the patina!).

Although Forever Redwood is maintenance-free, we recommended you take a few minutes as needed to clean by either hosing down and/or brushing/dusting away accumulated debris (no soap or chemicals needed). If you'd like to keep your set looking its best for decades, please go to: [Care and Finish](#).

IV. MATERIALS

The secret to outdoor longevity begins and ends with the wood. We use generous amounts of the most decay resistant wood available. We encourage our customers to compare photos of our items side by side with any competing product. Thickness counts. Furniture that is thin and light simply won't last in the year round weather.

To keep your furniture beautiful, we use only stainless steel hardware and the highest quality stains and sealants. We use only the Sickens brand of sealants.

Our primary customer has always been the homeowner that appreciates spending a bit more for quality that will last decades.

Our products are installed with organizations that appreciate longevity like the U.S. Forest Service, U.S. military installations, State and City parks, golf clubs and hotels.

We are favored by many landscape architects and contractors because they can count on exceptional quality and quick personal service to complete projects.

We build each item by hand. This insures your set is finely finished and carefully inspected. Old-fashioned hand building also allows us to adjust the size or design of any item to fit your needs.

Because we are a forestry company, we can offer 5 exceptional wood grades to choose from our carefully managed forests with warranties of up to 30 years against decay in any weather. [Click for more about our 5 wood grades.](#)

V. WARRANTY

Wood decay is warrantied up to 30 years depending on the wood grade. No other outdoor furniture manufacturer has warranties like this. The key is the excellent quality of our wood and the extra-thick timber designs of all our pieces.

Wood Grades and Decay Warranty:

- Douglas-fir: 10 years
- Mosaic Eco-Wood: 10 years
- Redwood: 15 years
- Mature Redwood: 20 years
- Old-Growth Redwood: 30 years

Forever Redwood stands behind its products. We are committed to quickly resolving any issues that might occur. For more information please see our [Warranty](#) page.

VI. SHIPPING

We offer 4 Shipping Options in the U.S.:

- Rush Shipping (ships in 3 weeks).
- Priority Shipping (ships in 6 weeks).
- Standard Shipping (ships in 10 weeks).
- Free Shipping in the Continental U.S. (ships in 14 weeks).

Notes for Orders requiring drawings or approvals:

All Shade Structure orders (Pergolas, Pavilions, Gazebos and Arbors) require drawings to make sure all details are agreed upon prior to building and to give our customers the ability to customize their structures to meet their needs. We also sometimes make custom changes to Swings, Planters, Benches, Tables and other standard production items per customer requests. If your order has a custom detail or is a shade structure, you will receive your first drawings via email within 5 business days of receiving your completed order with a deposit.

We will go back and forth with you as needed to fine tune the design to your liking prior to building it. Once you sign off on your drawings, your timeline for shipping will begin. Please keep this in mind. If you need a Rush Order and also drawings, it is best you call in your order so that we can organize ourselves to both complete your drawings on an expedited basis and meet your shipping deadline.

Yes, you can have free shipping plus save 3% off your order! We carefully hand build each Forever Redwood item. When you choose a longer ship out date, you give us more time to build. This lowers our cost and we pass the savings to you. If you choose the Wait & Save Shipping option and prefer we ship out on a specific date (up to 6 months in advance), just enter the date in the Comment Box at Checkout. If no note is included, we'll ship in 3 months.

Orders ship from San Diego, CA. Add 3 to 6 business days transit time (depending on location).

We ship to any country. Canada orders ship in 6 weeks. To see Canadian shipping costs, just add item to cart.

For orders outside the U.S. or Canada, just enter your country in the shipping information section at checkout or in the shopping cart to see your freight cost. We ship outside the U.S. or Canada in 6 weeks. For all international shipments, the shipping companies handle any customs paperwork and then contact you to arrange delivery.

Assembly Service Available Nationwide: All orders over \$3,000. in size can choose to have Forever Redwood assemble for you. Just choose White Glove Service in the Shopping Cart or at Checkout. For more information on White Glove, please go to: [WHITE GLOVE.](#)



If your artistically inclined, the crating makes a great canvas to:
Lion of the Tribe of Juda by Patricia Vallejo



Some of the ugly guys from our install crew that will scare your children when they come install your order!